

# SPECIAL EQUIPMENT

a **mateco** division



## RENTAL GUIDE



SPECIAL  
EQUIPMENT  
a malice division

KIM STAGE 8 - CONVENTION CENTRE

# About us

Special Equipment, a division of mateco, is specialized in the re-rent of niche lifting machinery, not easily available in your local market.































Launched in 2015 in the Netherlands; the fleet consists of approximately 300 heavy lifting capacity telehandlers, specialized access platforms and mini cranes.

Through our team's expertise the requested equipment and its related service support are delivered timely with local certification on the jobsite.


With the access to the young fleet of Special Equipment, your company is "geared" to open-up new market segments and increase your customer's satisfaction, without the financial commitment or the product responsibility.

# Equipment








## Electric scissor lifts

Working height	Type	Use	Page
21,70 m	HL220E12		7
21,90 m	HL220E12 IN/OUT	 	8
21,70 m	HL220E25	 	9
22,50 m	S225 12 ES	 	10
22,50 m	S225 12 ES 600 KG	 	11
22,30 m	S225 23 ES SE 4X4	 	12
27,50 m	S275 14 ES		13
27,50 m	S275 14 ES IN/OUT	 	14
27,34 m	S275 24 ES 4 X 4	 	15
27,50 m	HL275E25	 	16
28,20 m	HL285E13NG4WDS		17
28,20 m	HL285E13 4WDS	 	18
32,14 m	S320 14 ES		19
32,14 m	S320 14 ES IN/OUT	 	20
32,02 m	S320 24 ES 4X4	 	21
33,00 m	HL330E14	 	22
33,50 m	HL340E30	 	23






## Hybrid scissor lifts

Working height	Type	Use	Page
27,20 m	HL275H25	 	25











## Diesel scissor lifts

Working height	Type	Use	Page
21,70 m	HL220D25		27
22,00 m	JCPT2223RTB		28
27,00 m	HL275D27		29
27,20 m	S275-24D		30
31,80 m	S320-24DS		31
33,50 m	HL340D30		32
34,00 m	S320-30		33


## Diesel telescopic booms

Working height	Type	Use	Page
43,15 m	SX135XC		35
47,50 m	1500SJ		36
48,10 m	SX150		37
56,86 m	SX180		38
58,56 m	1850SJ		39









## Electric and hybrid articulating booms

Working height	Type	Use	Page
20,16 m	Z60/37 FE	 	41
20,80 m	HR21	 	42
26,38 m	E800AJ	 	43
28,00 m	HR28	 	44
28,70 m	ZT26JE	 	45







## Diesel articulating booms

Working height	Type	Use	Page
43,10 m	ZX135/70		47
48,10 m	1500AJP		48










## Mini crawler cranes

Working height	Type	Use	Page
8,70 m	MC285	 	50
11,80 m	B-350.1	 	51
16,80 m	MC405	 	52
19,60 m	MC815	 	53
	Attachments		54




## Spider lift

Working height	Type	Use	Page
33,00 m	LEO35T	 	56
36,50 m	LEO36T	 	57
36,60 m	LEO39GT	 	58

## Rotative telehandlers

Working height	Type	Use	Page
24,60 m	MRT2540		60
24,70 m	MRT2550		61
25,90 m	MRT2660		62
24,80 m	MRT2470		63
24,80 m	MRT2570		64
29,70 m	MRT3050+		65
29,90 m	MRT3060+		66
31,60 m	MRT3255+		67
34,70 m	MRT3570+		68

## Heavy duty telehandlers

Working height	Type	Use	Page
6,84 m	MHT790		70
9,62 m	MHT10130		71
9,63 m	MHT10180		72
	Attachments		73

 = indoor use

 = outdoor use

# Content

About us .....3

Equipment .....4

Electric scissor lifts .....6

Hybrid scissor lifts .....24

Diesel scissor lifts .....26

Diesel telescopic booms .....34

Electric and hybrid articulating booms .....40

Diesel articulating booms .....46

Mini crawler cranes .....49

Spider lift .....55

Rotative telehandlers, diesel 4x4 .....59

Heavy duty telehandlers, diesel 4x4 .....69

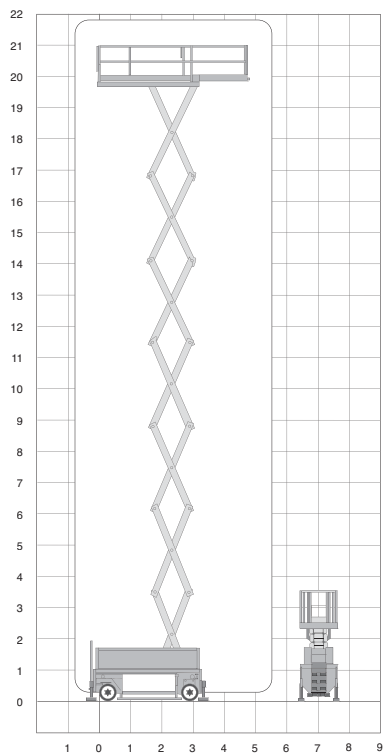
Rental depots map .....76

# Electric Scissorlifts





# HL220E12

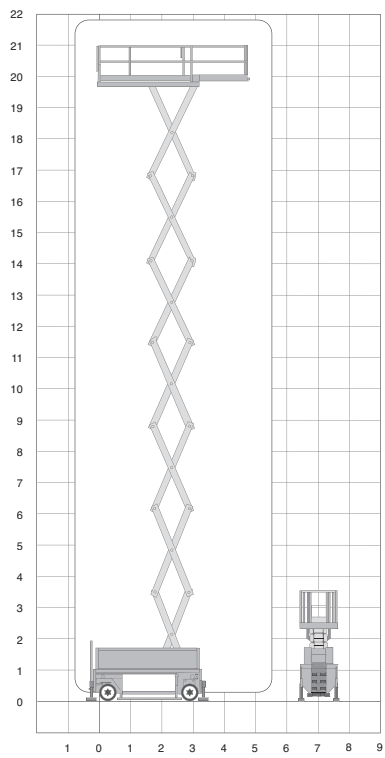


## Technical specifications

Platform height	19,70 m
Working height	21,70 m
Lifting capacity	500 kg
Platform length	3,38 m
Platform length extended	4,88 m
Platform extension	1,50 m
Platform width	1,16 m
Tilt	2°/1,2°
Length	3,74 m
Width	1,20 m
Height (fixed rails)	3,74 m
Height (folded rails)	3,01 m
Tires	non-marking

Wheelbase	2,67 m
Ground clearance	14,8/23,5 cm
Driving speed stowed	2 km/h
Driving speed raised	0,5 km/h
Weight	9120 kg
Turning radius	3,92 m
Power	battery
Usage	indoor
Max. no. people	2
Gradeability	20%
Drives fully raised	yes

# HL220E12 IN/OUTDOOR

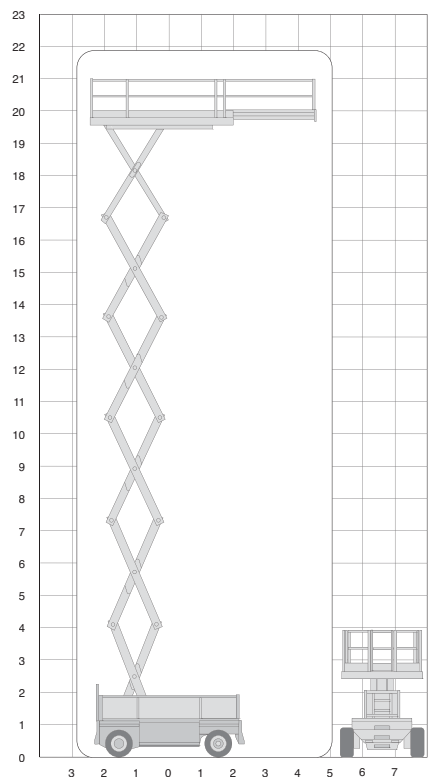


## Technical specifications

Platform height	19,90 m	Wheelbase	2,67 m
Working height	21,90 m	Ground clearance	14,8/23,5 cm
Lifting capacity	500 kg	Driving speed stowed	1,8 km/h
Platform length/extended	3,38 m/4,88 m	Driving speed raised	2,4 km/h 0,4 km/h
Platform extension	1,50 m	Weight	9.730 kg
Platform width	1,16 m	Turning radius	3,92 m
Tilt	2,1°/0,5°	Power	battery
Length	3,74 m	Usage	indoor and outdoor
Width	1,24 m	Max. no. people	2
Height (fixed rails)	3,74 m	Gradeability	25%
Height (folded rails)	3,01 m	Drives fully raised	yes
Outriggers	yes	220 V power source	yes
Tires	non-marking		




# HL220E25



## Technical specifications

Platform height	19,70 m	Wheelbase	3,08 m
Working height	21,70 m	Ground clearance	0,16 m
Lifting capacity	750 kg	Driving speed stowed	2 km/h
Platform length	4,50 m	Driving speed raised	0,5 km/h
Platform length extended	7,00 m	Weight	11670 kg
Platform extension	2,50 m	Turning radius	4,90 m
Platform width	2,30 m	Power	battery
Tilt	2,5°/1,0°	Usage	indoor and outdoor
Length	4,74 m	Max. no. people (indoor/outdoor)	4/4
Width	2,44 m	Gradeability	25%
Height (fixed rails)	3,65 m	Drives fully raised	yes
Height (folded rails)	2,88 m		
Tires	non-marking		

# S225 12 ES




## Technical specifications

Platform height	20,50 m
Working height	22,50 m
Lifting capacity	450 kg
Platform length	3,98 m
Platform length extended	5,48 m
Platform extension	1,50 m
Platform width	1,19 m
Tilt	1,5°
Length	4,49 m
Width	1,22 m
Height (fixed rails)	3,80 m
Height (folded rails)	2,91 m
Tires	non-marking

Driving speed stowed	2 km/h
Driving speed raised	0,5 km/h
Weight	10290 kg
Turning radius	3,65 m
Power	battery
Usage	indoor and outdoor
Max. no. people (indoor/outdoor)	2/2
Gradeability	25%
Drives fully raised	yes


# S225 12 ES 600 KG



## Technical specifications

<b>Platform height</b>	20,50 m	<b>Driving speed stowed</b>	2 km/h
<b>Working height</b>	22,50 m	<b>Driving speed raised</b>	0,5 km/h
<b>Lifting capacity</b>	600 kg	<b>Weight</b>	10290 kg
<b>Platform length</b>	3,98 m	<b>Turning radius</b>	3,65 m
<b>Platform length extended</b>	5,48 m	<b>Power</b>	battery
<b>Platform extension</b>	1,50 m	<b>Usage</b>	indoor and outdoor
<b>Platform width</b>	1,19 m	<b>Max. no. people (indoor/outdoor)</b>	2/2
<b>Tilt</b>	1,5°	<b>Gradeability</b>	25%
<b>Length</b>	4,49 m	<b>Drives fully raised</b>	yes
<b>Width</b>	1,22 m		
<b>Height (fixed rails)</b>	3,80 m		
<b>Height (folded rails)</b>	2,91 m		
<b>Tires</b>	non-marking		

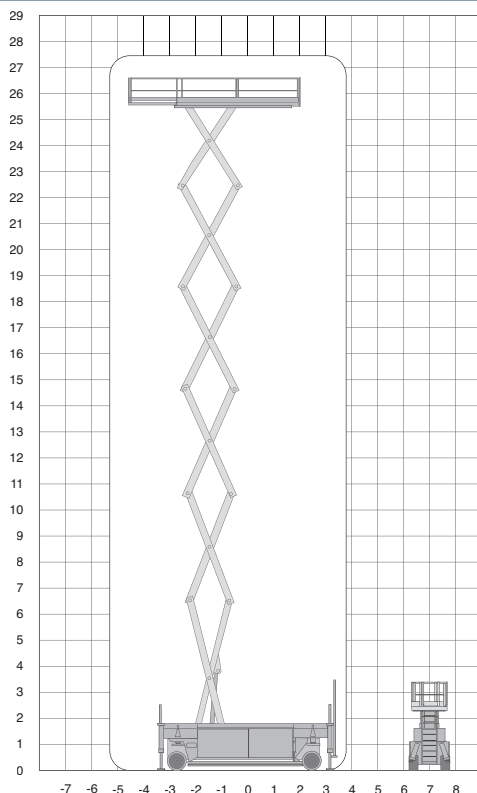
# S225-23 ES SE 4 X 4



## Technical specifications

Platform height	20,30 m	Driving speed stowed	5,4 km/h
Working height	22,30 m	Driving speed raised	0,51 km/h
Lifting capacity	750 kg	Weight	14.960 kg
Platform length	4,51 m	Turning radius	4,80 m
Platform length extended	7,23 m	Power	battery
Platform extension	2,72 m	Usage	indoor and outdoor
Platform width	2,22 m	Max. no. people (indoor/outdoor)	4/4
Tilt	3°	Gradeability	30%
Length	4,84 m	Drives fully raised	yes
Width	1,26 m	220 V power source	yes
Height (fixed rails)	3,82 m		
Height (folded rails)	2,89 m		
Tires	non-marking		

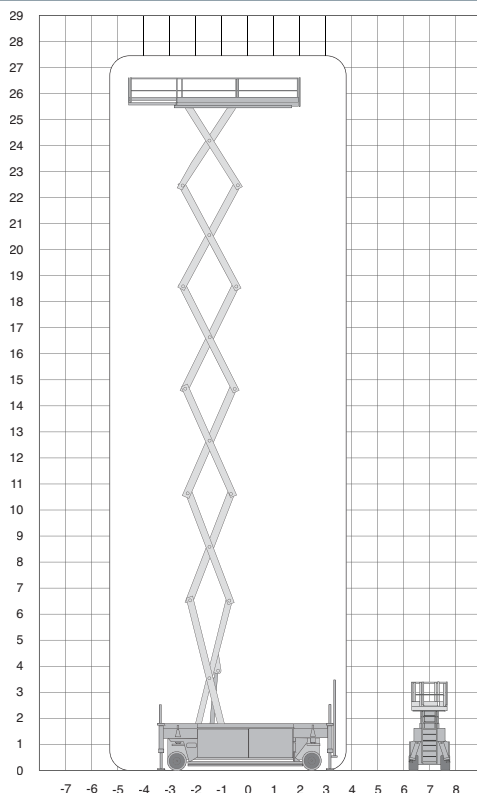
# S275 14 ES



## Technical specifications

<b>Platform height</b>	25,50 m	<b>Wheelbase</b>	1,40 m
<b>Working height</b>	27,50 m	<b>Ground clearance</b>	0,27 m
<b>Lifting capacity</b>	900 kg	<b>Driving speed stowed</b>	- km/h
<b>Platform length</b>	6,15 m	<b>Driving speed raised</b>	- km/h
<b>Platform length extended</b>	8,40 m	<b>Weight</b>	20000 kg
<b>Platform extension</b>	2,25 m	<b>Turning radius</b>	6,30 m
<b>Platform width</b>	1,40 m	<b>Power</b>	battery
<b>Tilt</b>	1,5°	<b>Usage</b>	indoor
<b>Length</b>	6,60 m	<b>Max. no. people (indoor)</b>	4
<b>Width</b>	1,40 m	<b>Gradeability</b>	25%
<b>Height (fixed rails)</b>	3,80 m	<b>Drives fully raised</b>	yes
<b>Height (folded rails)</b>	2,95 m		
<b>Tires</b>	non-marking		

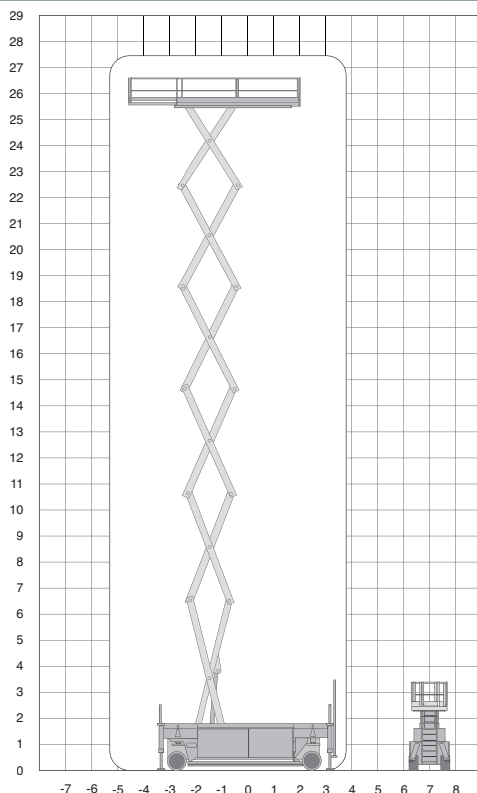
# S275 14 ES IN/OUTDOOR



## Technical specifications

<b>Platform height</b>	25,50 m	<b>Ground clearance</b>	0,27 m
<b>Working height</b>	27,50 m	<b>Driving speed stowed</b>	2,77 km/h
<b>Lifting capacity</b>	900 kg	<b>Driving speed raised</b>	0,21 km/h
<b>Platform length</b>	6,15 m	<b>Weight</b>	22.570 kg
<b>Platform length extended</b>	7,65 m	<b>Turning radius</b>	8,44 m
<b>Platform extension</b>	1,50 m	<b>Power</b>	battery
<b>Platform width</b>	1,20 m	<b>Usage</b>	indoor and outdoor
<b>Tilt</b>	1,5°/0,3°	<b>Max. no. people (indoor)</b>	4/4
<b>Length</b>	6,60 m	<b>Gradeability</b>	25%
<b>Width</b>	1,40 m	<b>Drives fully raised</b>	yes
<b>Height (fixed rails)</b>	3,96 m	<b>220 V power source</b>	yes
<b>Height (folded rails)</b>	2,99 m		
<b>Tires</b>	non-marking		

# S275 24 ES 4 X 4

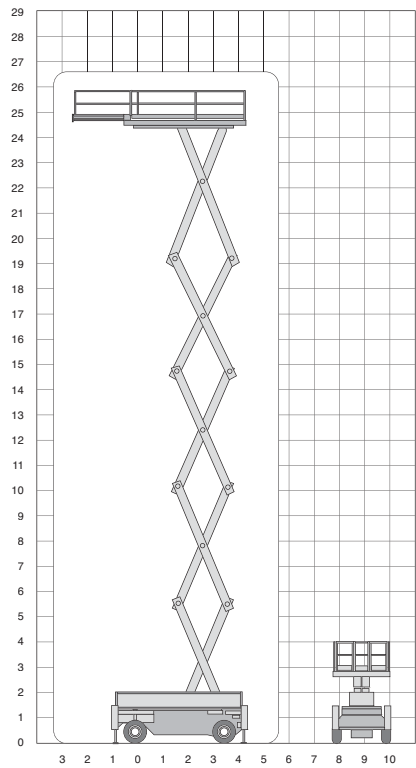


## Technical specifications

<b>Platform height</b>	25,34 m	<b>Ground clearance</b>	0,27 m
<b>Working height</b>	27,34 m	<b>Driving speed stowed</b>	2,7 km/h
<b>Lifting capacity</b>	900 kg	<b>Driving speed raised</b>	0,7 km/h
<b>Platform length</b>	6,15 m	<b>Weight</b>	24.130 kg
<b>Platform length extended</b>	8,40 m	<b>Turning radius</b>	7,90 m
<b>Platform extension</b>	2,25 m	<b>Power</b>	battery
<b>Platform width</b>	2,39 m	<b>Usage</b>	indoor and outdoor
<b>Tilt</b>	2,5°	<b>Max. no. people (indoor)</b>	4/4
<b>Length</b>	6,80 m	<b>Gradeability</b>	30%
<b>Width</b>	2,40 m	<b>Drives fully raised</b>	yes
<b>Height (fixed rails)</b>	3,82 m	<b>220 V power source</b>	yes
<b>Height (folded rails)</b>	2,91 m		
<b>Tires</b>	non-marking		



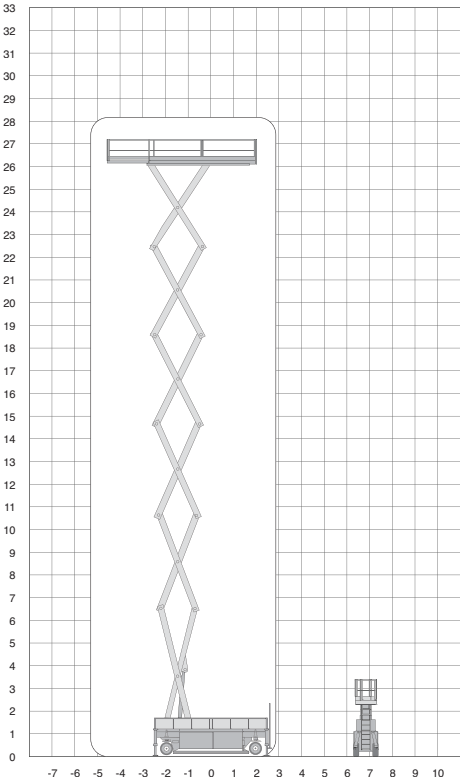
# HL275 E 25



## Technical specifications

Platform height	25,50 m	Wheelbase	4,50 m
Working height	27,50 m	Ground clearance	0,19 m
Lifting capacity	1000 kg	Driving speed stowed	3 km/h
Platform length	6,15 m	Driving speed raised	0,5 km/h
Platform length extended	8,25 m	Weight	23980 kg
Platform extension	2,10 m	Turning radius	7,65 m
Platform width	2,50 m	Power	battery
Tilt	1°/3°	Usage	indoor and outdoor
Length	6,57 m	Max. no. people (indoor/outdoor)	4/4
Width	2,65 m	Gradeability	30%
Height (fixed rails)	3,89 m	Drives fully raised	yes
Height (folded rails)	3,13 m		
Tires	non-marking		

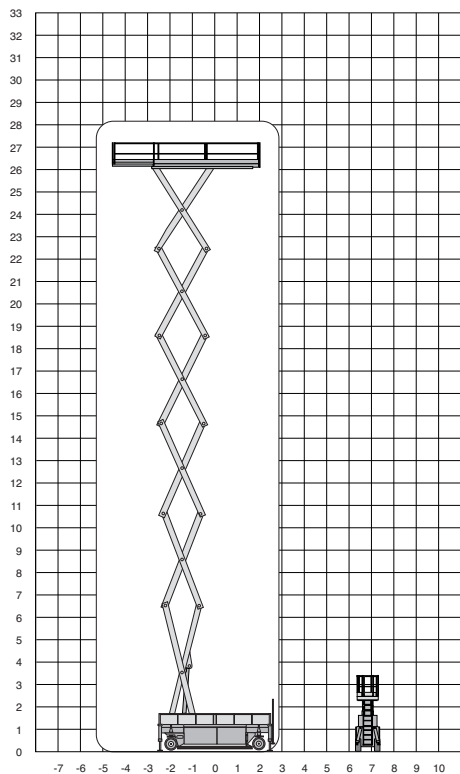
# HL285E13 NG 4WDS



## Technical specifications

Platform height	26,20 m	Wheelbase	4,19 m
Working height	28,20 m	Ground clearance	0,17 m
Lifting capacity	750 kg	Driving speed stowed	2,3 km/h
Platform length	5,21 m	Driving speed raised	0,5 km/h
Platform length extended	7,41 m	Weight	19370 kg
Platform extension	2,20 m	Turning radius	3,60 m
Platform width	1,30 m	Power	battery
Tilt	1°/3°	Usage	indoor and outdoor
Length	5,60 m	Max. no. people (indoor/outdoor)	2/2
Width	1,32 m	Gradeability	25%
Height (fixed rails)	4,10 m	Drives fully raised	yes
Height (folded rails)	3,21 m		
Tires	non-marking		

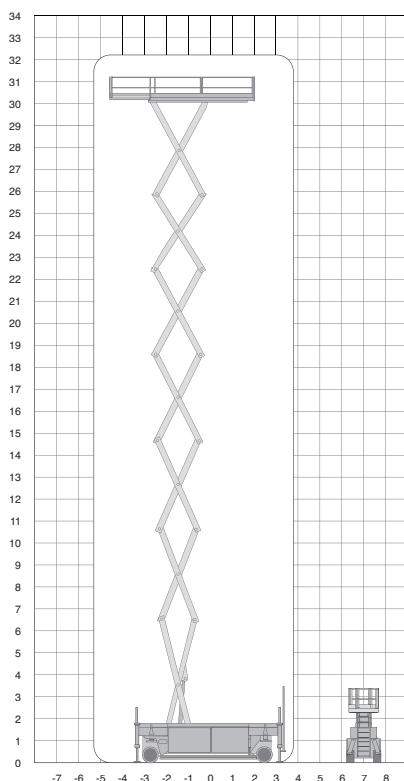
# HL285 E13 4WDS



## Technical specifications

Platform height	26,20 m	Wheelbase	4,19 m
Working height	28,20 m	Ground clearance	0,17 m
Lifting capacity	750 kg	Driving speed stowed	2,3 km/h
Platform length	5,21 m	Driving speed raised	0,5 km/h
Platform length extended	7,41 m	Weight	18770 kg
Platform extension	2,20 m	Turning radius	3,60 m
Platform width	1,30 m	Power	battery
Tilt	1°/3°	Usage	indoor
Length	5,60 m	Max. no. people (indoor/outdoor)	2
Width	1,32 m	Gradeability	25%
Height (fixed rails)	4,10 m	Drives fully raised	yes
Height (folded rails)	3,21 m		
Tires	non-marking		

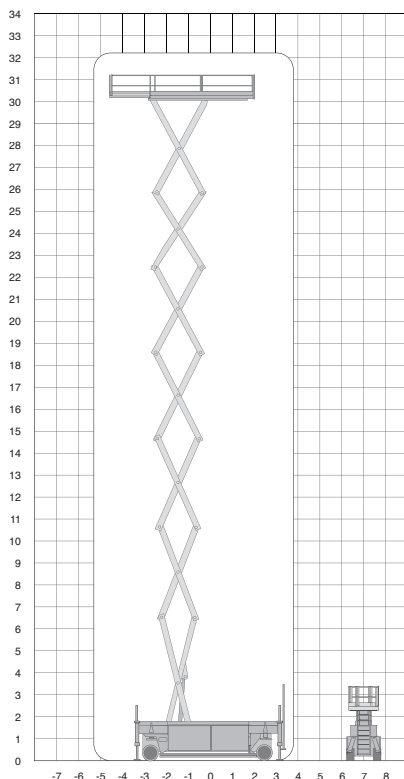
# S320 14 ES



## Technical specifications

<b>Platform height</b>	30,14 m	<b>Ground clearance</b>	0,27 m
<b>Working height</b>	32,14 m	<b>Driving speed stowed</b>	2,7 km/h
<b>Lifting capacity</b>	750 kg	<b>Driving speed raised</b>	0,2 km/h
<b>Platform length</b>	6,15 m	<b>Weight</b>	23790 kg
<b>Platform length extended</b>	8,40 m	<b>Turning radius</b>	4,75 m
<b>Platform extension</b>	2,25 m	<b>Power</b>	battery
<b>Platform width</b>	1,40 m	<b>Usage</b>	indoor
<b>Tilt</b>	1°	<b>Max. no. people (indoor)</b>	4
<b>Length</b>	6,60 m	<b>Gradeability</b>	25%
<b>Width</b>	1,40 m	<b>Drives fully raised</b>	yes
<b>Height (fixed rails)</b>	4,25 m		
<b>Height (folded rails)</b>	3,30 m		
<b>Tires</b>	non-marking		

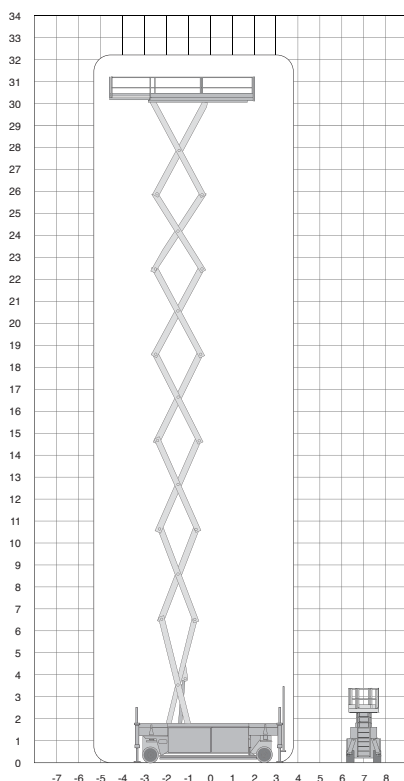
# S320 14 ES IN/OUTDOOR



## Technical specifications

<b>Platform height</b>	30,02 m	<b>Ground clearance</b>	0,27 m
<b>Working height</b>	32,02 m	<b>Driving speed stowed</b>	2,77 km/h
<b>Lifting capacity</b>	750 kg	<b>Driving speed raised</b>	0,21 km/h
<b>Platform length</b>	6,15 m	<b>Weight</b>	23790 kg
<b>Platform length extended</b>	7,65 m	<b>Turning radius</b>	8,44 m
<b>Platform extension</b>	1,50 m	<b>Power</b>	battery
<b>Platform width</b>	1,20 m	<b>Usage</b>	indoor and outdoor
<b>Tilt</b>	1°	<b>Max. no. people (indoor)</b>	4
<b>Length</b>	6,60 m	<b>Gradeability</b>	25%
<b>Width</b>	1,47 m	<b>Drives fully raised</b>	yes
<b>Height (fixed rails)</b>	4,22 m		
<b>Height (folded rails)</b>	3,24 m		
<b>Tires</b>	non-marking		

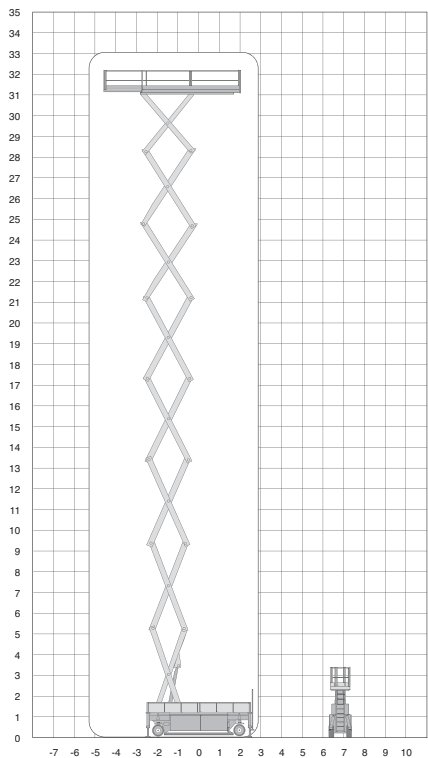
# S320 24 ES 4X4



## Technical specifications

<b>Platform height</b>	30,02 m	<b>Ground clearance</b>	0,27 m
<b>Working height</b>	32,02 m	<b>Driving speed stowed</b>	2,7 km/h
<b>Lifting capacity</b>	750 kg	<b>Driving speed raised</b>	0,3 km/h
<b>Platform length</b>	6,15 m	<b>Weight</b>	25.350 kg
<b>Platform length extended</b>	8,40 m	<b>Turning radius</b>	7,43 m
<b>Platform extension</b>	2,25 m	<b>Power</b>	battery
<b>Platform width</b>	2,39 m	<b>Usage</b>	indoor en outdoor
<b>Tilt</b>	1°	<b>Max. no. people (indoor)</b>	4/4
<b>Length</b>	6,80 m	<b>Gradeability</b>	25%
<b>Width</b>	2,40 m	<b>Drives fully raised</b>	yes
<b>Height (fixed rails)</b>	4,08 m	<b>220 V power source</b>	yes
<b>Height (folded rails)</b>	3,17 m		
<b>Tires</b>	non-marking		

# HL330E14

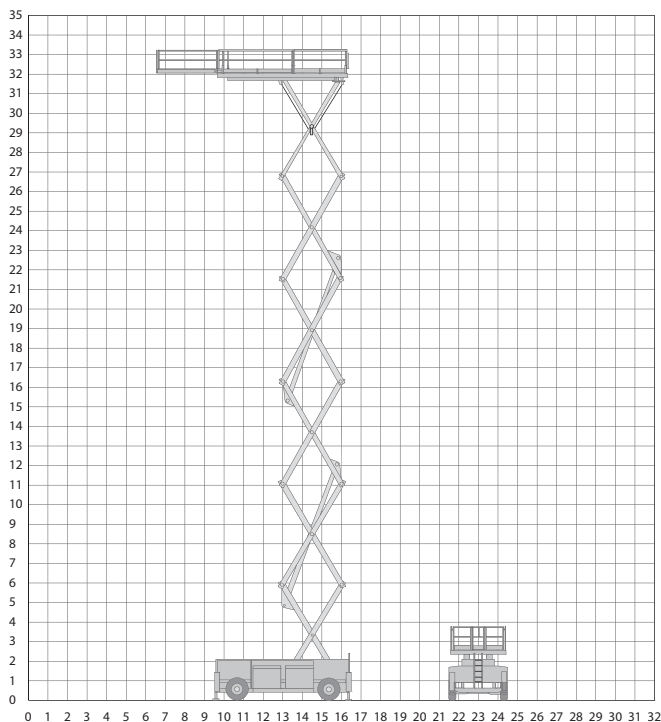


## Technical specifications

Platform height	31,00 m	Wheelbase	4,99 m
Working height	33,00 m	Ground clearance	0,21 m
Lifting capacity	600 kg	Driving speed stowed	2,8 km/h
Platform length	6,40 m	Driving speed raised	0,5 km/h
Platform length extended	8,40 m	Weight	24000 kg
Platform extension	2,00 m	Turning radius	4,04 m
Platform width	1,20 m	Power	battery
Tilt	1°	Usage	indoor and outdoor
Length	6,60 m	Max. no. people (indoor/outdoor)	2/2
Width	1,40 m	Gradeability	25%
Height (fixed rails)	4,28 m	Drives fully raised	yes
Height (folded rails)	3,20 m		
Tires	non-marking		



# HL340E30



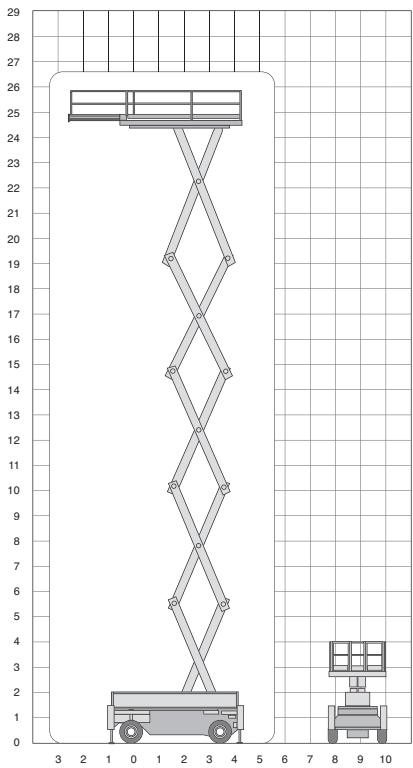
## Technical specifications

Platform height	31,50 m	Wheelbase	4,63 m
Working height	33,50 m	Ground clearance	0,36 m
Lifting capacity	1.000 kg	Driving speed stowed	1,8 km/h
Platform length	6,66 m	Driving speed raised	0,5 km/h
Platform length extended	9,60 m	Weight	34.860 kg
Platform extension	3,00 m	Turning radius	7,70 m
Platform width	2,80 m	Power	battery
Tilt	1/4°	Usage	indoor and outdoor
Length	7,02 m	Max. no. people (indoor/outdoor)	4/4
Width	2,98 m	Gradeability	25%
Height (fixed rails)	3,63 m	Drives fully raised	yes
Height (folded rails)	2,87 m	Generator	no
Tires	non-marking		

# Hybrid Scissorlifts



# HL275H25



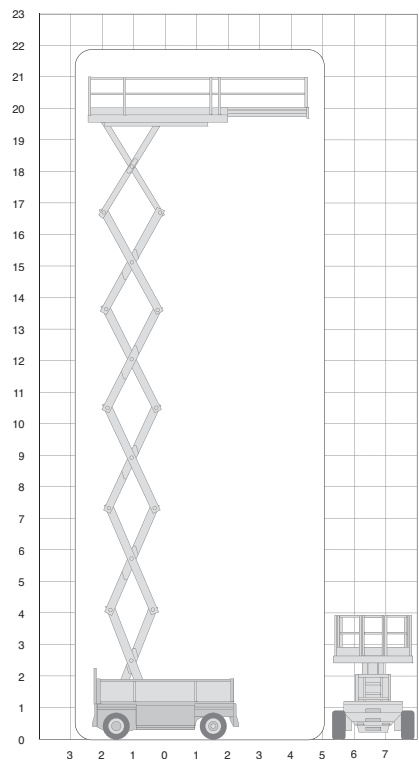
## Technical specifications

Platform height	25,20 m	Wheelbase	4,50 m
Working height	27,20 m	Ground clearance	0,19 m
Lifting capacity	1000 kg	Driving speed stowed	3 km/h
Platform length	6,15 m	Driving speed raised	0,5 km/h
Platform length extended	8,25 m	Weight	24980 kg
Platform extension	2,10 m	Turning radius	8,18 m
Platform width	2,35 m	Power	hybride 48 kW
Tilt	-	Usage	indoor and outdoor
Length	6,57 m	Max. no. people (indoor/outdoor)	4/4
Width	2,50 m	Gradeability	25%
Height (fixed rails)	3,89 m	Drives fully raised	yes
Height (folded rails)	3,13 m		
Tires	non-marking		

# Diesel Scissorlifts



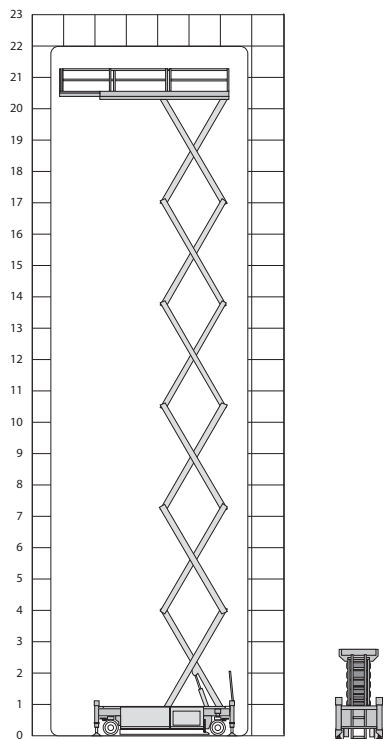
# HL220D25



## Technical specifications

Platform height	19,70 m	Wheelbase	3,08 m
Working height	21,70 m	Ground clearance	0,16 m
Lifting capacity	750 kg	Driving speed stowed	2,5 km/h
Platform length	4,50 m	Driving speed raised	0,5 km/h
Platform length extended	7,00 m	Weight	11990 kg
Platform extension	2,50 m	Turning radius	4,90 m
Platform width	2,30 m	Power	diesel
Tilt	2,5/1°	Usage	outdoor
Length	4,54 m	Max. no. people (outdoor)	4
Width	2,44 m	Gradeability	30%
Height (fixed rails)	3,65 m	Drives fully raised	yes
Height (folded rails)	2,88 m		
Tires	non-marking		

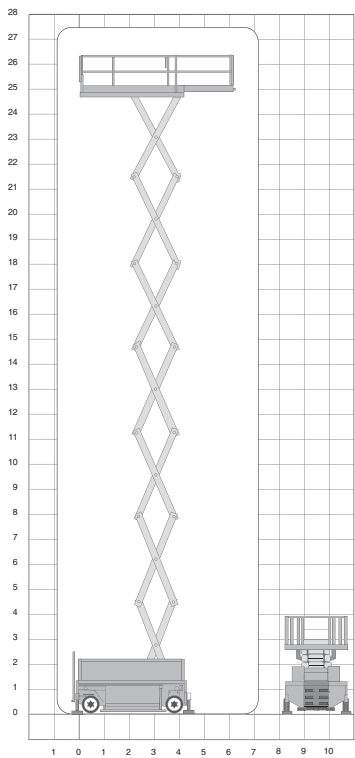
# JCPT2223RTB



## Technical specifications

<b>Platform height</b>	20,00 m	<b>Wheelbase</b>	3,30 m
<b>Working height</b>	22,00 m	<b>Ground clearance</b>	0,40 m
<b>Lifting capacity</b>	750 kg	<b>Driving speed stowed</b>	4,7 km/h
<b>Platform length</b>	4,59 m	<b>Driving speed raised</b>	0,4 km/h
<b>Platform length extended</b>	7,29 m	<b>Weight</b>	13.000 kg
<b>Platform extension</b>	2,70 m	<b>Turning radius</b>	3,40 m
<b>Platform width</b>	2,25 m	<b>Power</b>	diesel
<b>Tilt</b>	3°	<b>Usage</b>	outdoor
<b>Length</b>	4,95 m	<b>Max. no. people (outdoor)</b>	4
<b>Width</b>	2,46 m	<b>Gradeability</b>	40%
<b>Height (fixed rails)</b>	3,86 m	<b>Drives fully raised</b>	yes
<b>Height (folded rails)</b>	3,00 m		
<b>Tires</b>	non marking		

# HL275D27

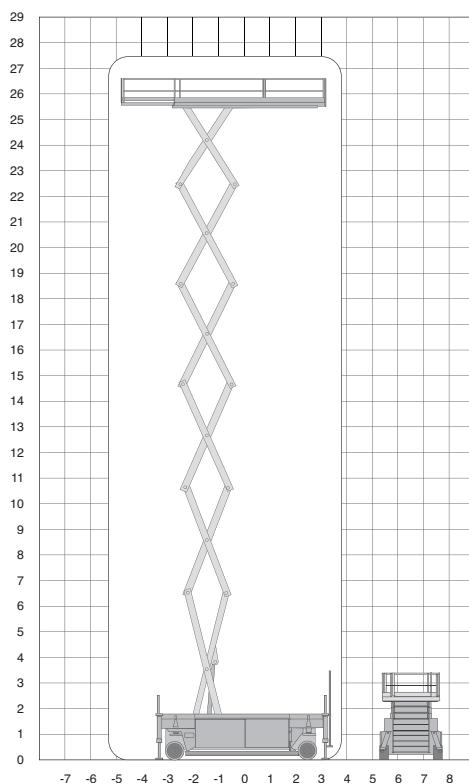


## Technical specifications

Platform height	25,10 m	Wheelbase	4,50 m
Working height	27,00 m	Ground clearance	0,19 m
Lifting capacity	1000 kg	Driving speed stowed	4,2 km/h
Platform length	6,57 m	Driving speed raised	0,5 km/h
Platform length extended	8,25 m	Weight	21910 kg
Platform extension	1,68 m	Turning radius	7,65 m
Platform width	2,50 m	Power	diesel
Tilt	3°	Usage	outdoor
Length	6,57 m	Max. no. people (outdoor)	4
Width	2,65 m	Gradeability	30%
Height (fixed rails)	3,89 m	Drives fully raised	yes
Height (folded rails)	3,13 m		
Tires	all terrain		



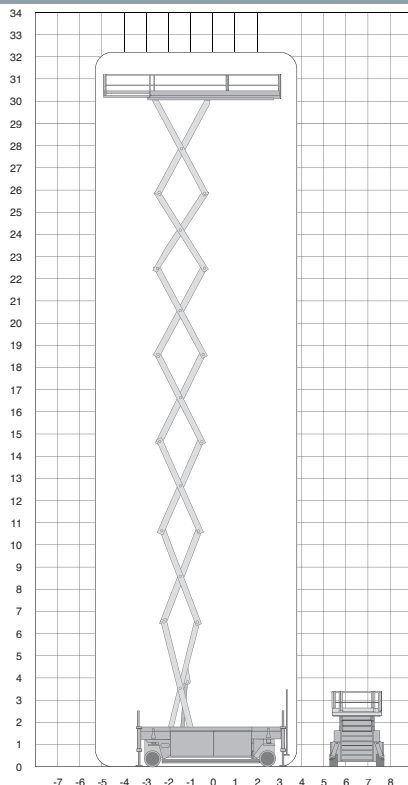
# S275-24DS



## Technical specifications

<b>Platform height</b>	25,20 m	<b>Wheelbase</b>	2,06 m
<b>Working height</b>	27,20 m	<b>Ground clearance</b>	0,21 m
<b>Lifting capacity</b>	900 kg	<b>Driving speed stowed</b>	2,7 km/h
<b>Platform length</b>	6,15 m	<b>Driving speed raised</b>	0,7 km/h
<b>Platform length extended</b>	8,40 m	<b>Weight</b>	22130 kg
<b>Platform extension</b>	2,25 m	<b>Turning radius</b>	7,43 m
<b>Platform width</b>	2,39 m	<b>Power</b>	diesel
<b>Tilt</b>	1°	<b>Usage</b>	outdoor
<b>Length</b>	4,54 m	<b>Max. no. people (outdoor)</b>	4
<b>Width</b>	2,44 m	<b>Gradeability</b>	25%
<b>Height (fixed rails)</b>	4,00 m	<b>Drives fully raised</b>	yes
<b>Height (folded rails)</b>	3,14 m		
<b>Tires</b>	all terrain		

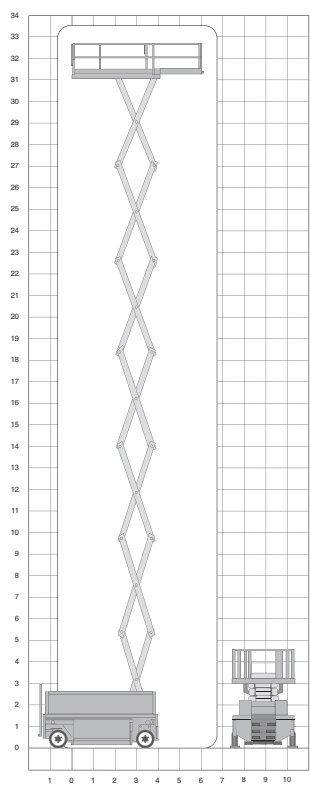
# S320-24DS



## Technical specifications

<b>Platform height</b>	29,80 m	<b>Wheelbase</b>	2,06 m
<b>Working height</b>	31,80 m	<b>Ground clearance</b>	0,28 m
<b>Lifting capacity</b>	750 kg	<b>Driving speed stowed</b>	2,7 km/h
<b>Platform length</b>	6,15 m	<b>Driving speed raised</b>	0,3 km/h
<b>Platform length extended</b>	8,40 m	<b>Weight</b>	23350 kg
<b>Platform extension</b>	2,25 m	<b>Turning radius</b>	7,65 m
<b>Platform width</b>	2,39 m	<b>Power</b>	diesel
<b>Tilt</b>	1°	<b>Usage</b>	outdoor
<b>Length</b>	6,60 m	<b>Max. no. people (outdoor)</b>	4
<b>Width</b>	2,39 m	<b>Gradeability</b>	25%
<b>Height (fixed rails)</b>	4,26 m	<b>Drives fully raised</b>	yes
<b>Height (folded rails)</b>	3,41 m		
<b>Tires</b>	all terrain		


# HL340D30



## Technical specifications

Platform height	31,50 m	Wheelbase	4,63 m
Working height	33,50 m	Ground clearance	0,36 m
Lifting capacity	1000 kg	Driving speed stowed	2,6 km/h
Platform length	6,66 m	Driving speed raised	0,5 km/h
Platform length extended	9,66 m	Weight	31570 kg
Platform extension	3,00 m	Turning radius	7,70 m
Platform width	2,80 m	Power	diesel
Tilt	1/4°	Usage	outdoor
Length	7,02 m	Max. no. people (outdoor)	4
Width	2,98 m	Gradeability	25%
Height (fixed rails)	4,63 m	Drives fully raised	yes
Height (folded rails)	2,98 m		
Tires	all terrain		

# SL320-30



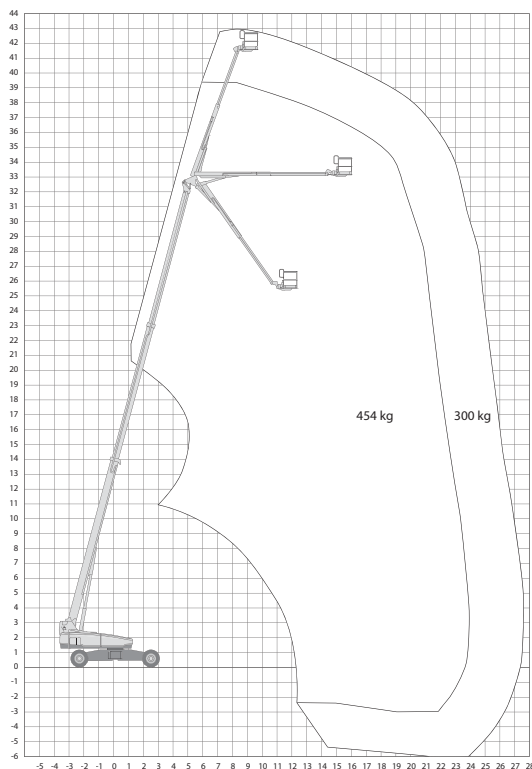
## Technical specifications

<b>Platform height</b>	32,00 m	<b>Wheelbase</b>	5,90 m
<b>Working height</b>	34,00 m	<b>Ground clearance</b>	0,45 m
<b>Lifting capacity</b>	1400/1000 kg	<b>Driving speed stowed</b>	1,5 km/h
<b>Platform length</b>	7,85 m	<b>Driving speed raised</b>	0,5 km/h
<b>Platform length extended</b>	11,00 m	<b>Weight</b>	39800 kg
<b>Platform extension</b>	3,15 m	<b>Turning radius</b>	8,70 m
<b>Platform width</b>	2,90 m	<b>Power</b>	diesel
<b>Tilt</b>	3°	<b>Usage</b>	outdoor
<b>Length</b>	8,40 m	<b>Max. no. people (outdoor)</b>	5
<b>Width</b>	3,00 m	<b>Gradeability</b>	30%
<b>Height (fixed rails)</b>	4,60 m	<b>Drives fully raised</b>	yes
<b>Height (folded rails)</b>	3,50 m		
<b>Tires</b>	all terrain		

# Diesel Telescopic Booms



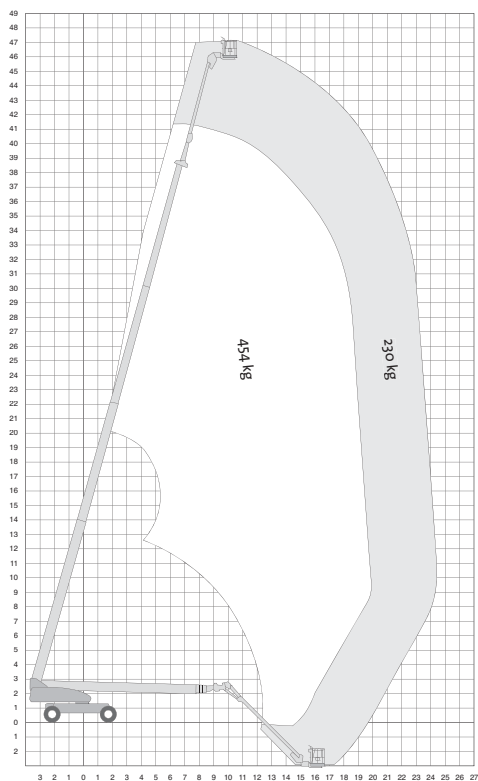
# SX135XC



## Technical specifications

<b>Platform height</b>	41,25 m	<b>Wheelbase</b>	4,11 m
<b>Working height</b>	43,15 m	<b>Ground clearance</b>	0,38 m
<b>Max. hor. reach</b>	27,43 m	<b>Driving speed stowed</b>	4,3 km/h
<b>Lifting capacity</b>	230/454 kg	<b>Driving speed raised</b>	0,65 km/h
<b>Platform length</b>	2,44 m	<b>Weight</b>	21546 kg
<b>Platform width</b>	0,91 m	<b>Turning radius</b>	6,17/9,96 m
<b>Tilt</b>	4,5°	<b>Power</b>	diesel
<b>Turntable rotation</b>	360° continu	<b>Usage</b>	outdoor
<b>Length</b>	19,76 m	<b>Max. no. people (outdoor)</b>	2
<b>Width/extended</b>	2,49/3,94 m	<b>Gradeability</b>	35%
<b>Height</b>	3,05 m		
<b>Tires</b>	all terrain		

# 1500SJ

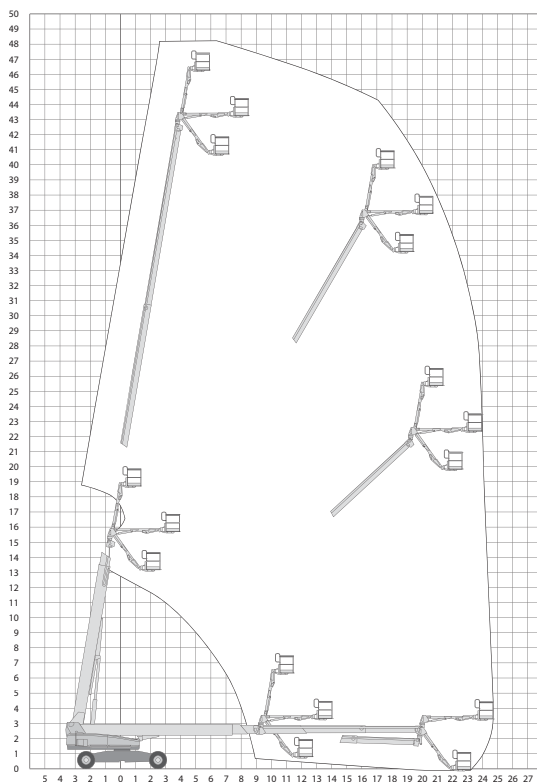


## Technical specifications

Platform height	45,70 m	Wheelbase	3,81 m
Working height	47,50 m	Ground clearance	0,30 m
Max. hor. reach	25,03 m	Driving speed stowed	4,8 km/h
Lifting capacity	230/450 kg	Driving speed raised	1,6 km/h
Platform length	2,44 m	Weight	21772 kg
Platform width	0,91 m	Power	diesel
Tilt	5°	Usage	outdoor
Turntable rotation	360° continu	Max. no. people (outdoor)	2
Length	13,11/18,82 m	Gradeability	40%
Width/extended	2,49/3,81 m		
Height	3,05 m		
Tires	all terrain		



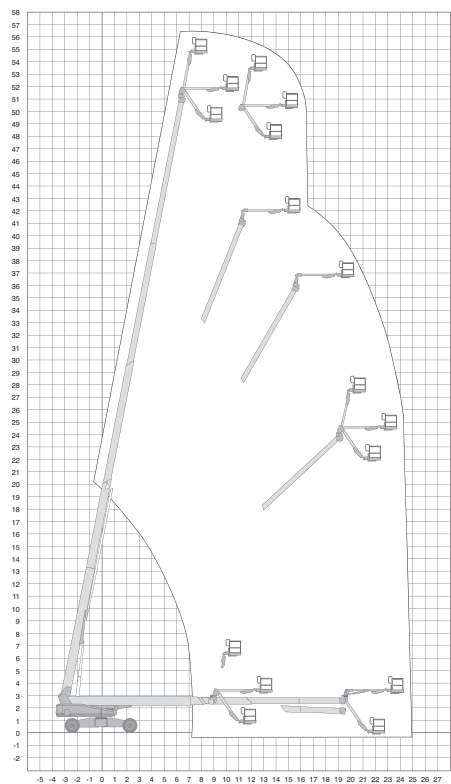
# SX150



## Technical specifications

<b>Platform height</b>	46,33 m	<b>Wheelbase</b>	5,03 m
<b>Working height</b>	48,10 m	<b>Ground clearance</b>	0,38 m
<b>Max. hor. reach</b>	24,38 m	<b>Driving speed stowed</b>	3,7 km/h
<b>Lifting capacity</b>	340 kg	<b>Driving speed raised</b>	0,17 km/h
<b>Platform length</b>	2,44 m	<b>Weight</b>	22657 kg
<b>Platform width</b>	0,91 m	<b>Power</b>	diesel
<b>Tilt</b>	4,5°	<b>Usage</b>	outdoor
<b>Turntable rotation</b>	360° continu	<b>Max. no. people (outdoor)</b>	2
<b>Length</b>	16,18 m	<b>Gradeability</b>	35%
<b>Width/extended</b>	2,49/5,03 m		
<b>Height</b>	3,05 m		
<b>Tires</b>	all terrain		

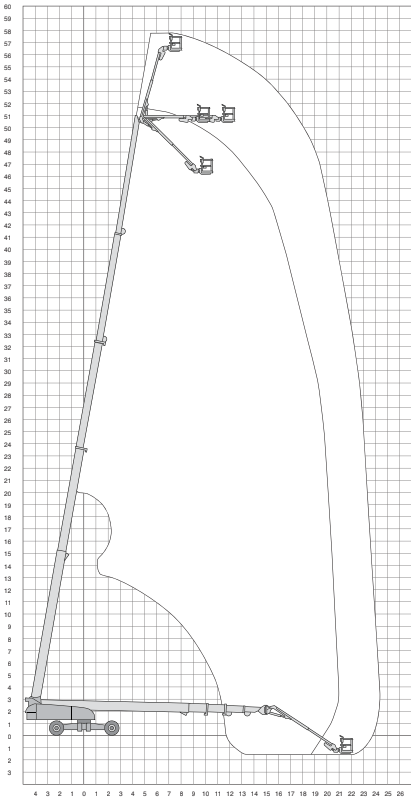
# SX180



## Technical specifications

Platform height	54,86 m	Wheelbase	5,03 m
Working height	56,86 m	Ground clearance	0,38 m
Max. hor. reach	24,38 m	Driving speed stowed	4,0 km/h
Lifting capacity	340 kg	Driving speed raised	0,6 km/h
Platform length	2,44 m	Weight	24948 kg
Platform width	0,91 m	Power	diesel
Tilt	4,5°	Usage	outdoor
Turntable rotation	360° continu	Max. no. people (outdoor)	2
Length	13,00/16,18 m	Gradeability	35%
Width/extended	2,49/5,03 m		
Height	3,05 m		
Tires	all terrain		

# 1850SJ



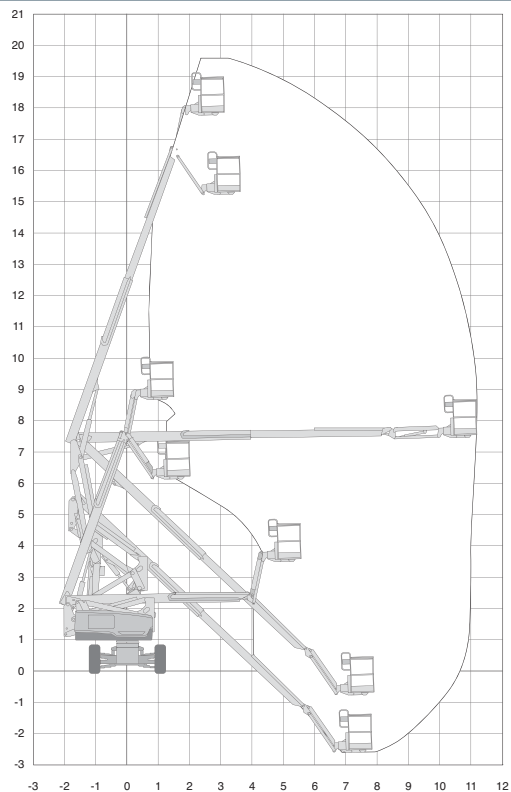
## Technical specifications

Platform height	56,56 m	Wheelbase	5,22 m
Working height	58,56 m	Ground clearance	0,25 m
Max. hor. reach	24,38 m	Driving speed stowed	4,5 km/h
Lifting capacity	227/454 kg	Driving speed raised	0,5 km/h
Platform length	2,44 m	Weight	27351 kg
Platform width	0,91 m	Power	diesel
Tilt	5°	Usage	outdoor
Turntable rotation	360° continu	Max. no. people (outdoor)	2
Length	14,57/19,44 m	Gradeability	40%
Width/extended	2,48/5,04 m		
Height	3,06 m		
Tires	all terrain		

# Electric and hybrid articulating booms



# Z60/37FE hybrid

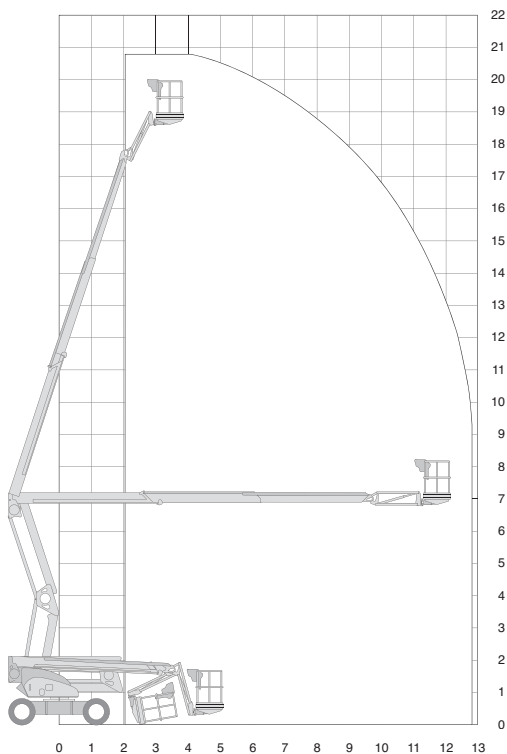


## Technical specifications

Platform height	18,16 m
Working height	20,16 m
Max. hor. reach	11,15 m
Up and over clearance	7,39 m
Lifting capacity	227 kg
Platform length	0,76 m
Platform width	1,83 m
Tilt	3°
Turntable rotation	355°
Length	8,15 m
Width	2,49 m
Height	2,54 m
Tires	non-marking

Wheelbase	2,49 m
Ground clearance	0,33 m
Driving speed stowed	6,4 km/h
Driving speed raised	1,1 km/h
Weight	7756 kg
Power	electric/diesel
Usage	outdoor and indoor
Max. no. people (outdoor)	2/2
Gradeability	45%

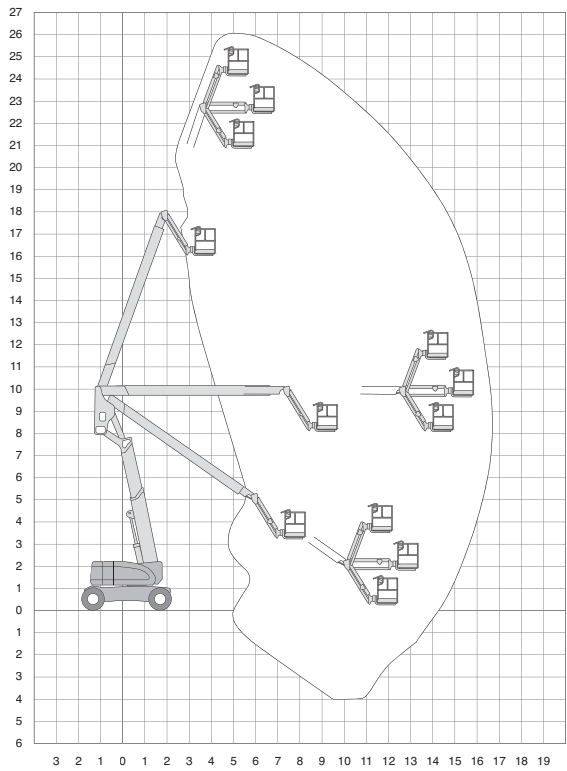
# HR21 hybrid



## Technical specifications

Platform height	18,80 m	Wheelbase	2,30 m
Working height	20,80 m	Ground clearance	0,28 m
Max. hor. reach	12,80 m	Driving speed stowed	4,5 km/h
Up and over clearance	6,80 m	Driving speed raised	1,1 km/h
Lifting capacity	225 kg	Weight	6660 kg
Platform length	0,70 m	Power	electric/diesel
Platform width	1,80 m	Usage	outdoor and indoor
Tilt	3°	Max. no. people (outdoor)	2/2
Turntable rotation	355°	Gradeability	40%
Length	6,70 m		
Width	2,27 m		
Height	2,15 m		
Tires	non-marking		

# E800AJ electric

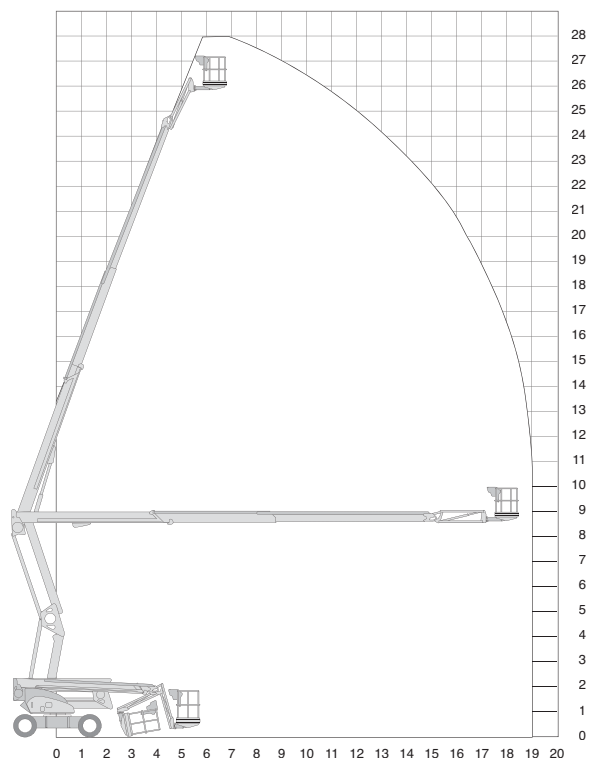


## Technical specifications

Platform height	24,38 m
Working height	26,38 m
Max. hor. reach	15,80 m
Up and over clearance	9,78 m
Lifting capacity	227 kg
Platform length	2,44 m
Platform width	0,91 m
Tilt	5°
Turntable rotation	360° continu
Length	11,13 m
Width	2,48 m
Height	2,98 m
Tires	non-marking

Wheelbase	3,05 m
Ground clearance	0,28 m
Driving speed stowed	4,5 km/h
Weight	15680 kg
Power	electric
Usage	outdoor and indoor
Max. no. people (outdoor)	2/2
Gradeability	30%

# HR28 hybrid



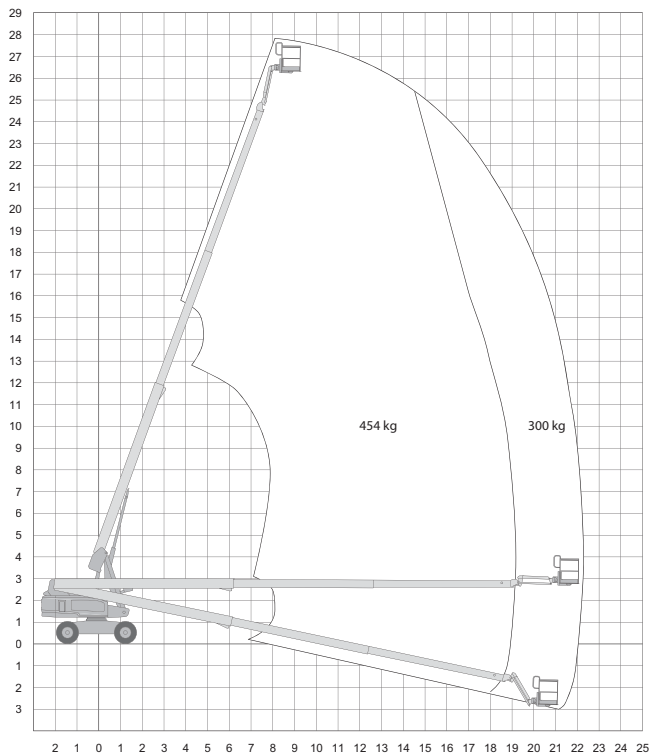
## Technical specifications

Platform height	26,00 m
Working height	28,00 m
Max. hor. reach	19,00 m
Up and over clearance	8,50 m
Lifting capacity	280 kg
Platform length	2,40 m
Platform width	0,90 m
Tilt	3°
Turntable rotation	360° continu
Length	9,28 m
Width	2,49 m
Height	2,72 m
Tires	non-marking

Wheelbase	2,60 m
Ground clearance	0,28 m
Driving speed stowed	4,5 km/h
Driving speed raised	1,1 km/h
Weight	14650 kg
Power	electric/diesel
Usage	outdoor and indoor
Max. no. people (outdoor)	2/2
Gradeability	40%



# ZT26 JE electric



## Technical specifications

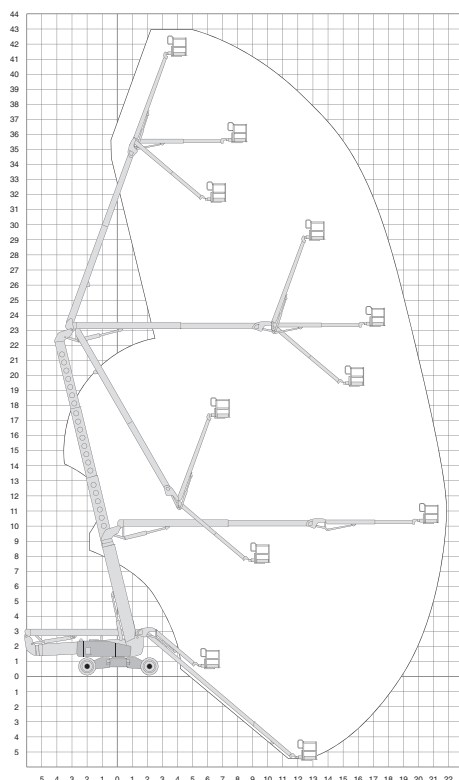
Platform height	26,70 m
Working height	28,70 m
Max. hor. reach	22,10 m
Lifting capacity	300/454 kg
Platform length	2,44 m
Platform width	0,91 m
Tilt	
Turntable rotation	360° continu
Length	11,91 m
Width/extended	2,49 m
Height	2,82 m
Tires	all terrain

Wheelbase	2,80 m
Ground clearance	0,41 m
Driving speed stowed	5,5 km/h
Weight	17.600 kg
Power	electric
Usage	indoor/outdoor
Max. no. people	3/3
Gradeability	45%

# Diesel Articulating Booms



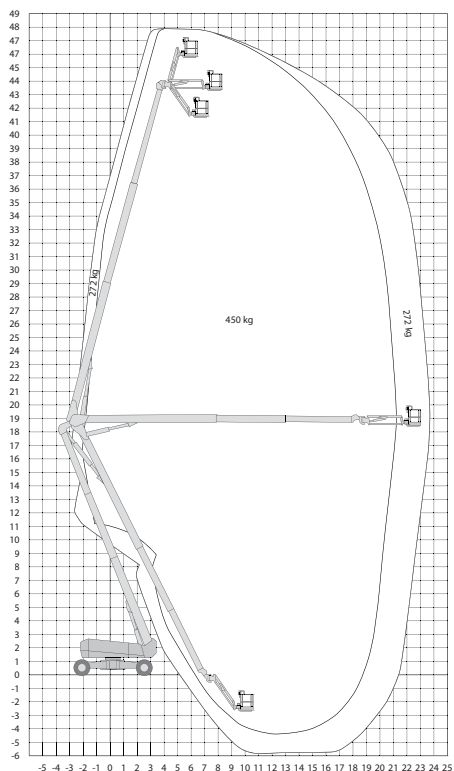
# ZX135/70



## Technical specifications

<b>Platform height</b>	41,20 m	<b>Wheelbase</b>	4,11 m
<b>Working height</b>	43,10 m	<b>Ground clearance</b>	0,36 m
<b>Max. hor. reach</b>	18,10/21,30 m	<b>Driving speed stowed</b>	4,8 km/h
<b>Lifting capacity</b>	272 kg	<b>Driving speed raised</b>	1,1 km/h
<b>Platform length</b>	2,44 m	<b>Weight</b>	21092 kg
<b>Platform width</b>	0,91 m	<b>Power</b>	diesel
<b>Tilt</b>	3°	<b>Usage</b>	outdoor
<b>Turntable rotation</b>	360° continu	<b>Max. no. people (outdoor)</b>	2
<b>Length</b>	12,93 m	<b>Gradeability</b>	45%
<b>Width/extended</b>	2,46/3,94 m		
<b>Height</b>	3,09 m		
<b>Tires</b>	all terrain		

# 1500AJP



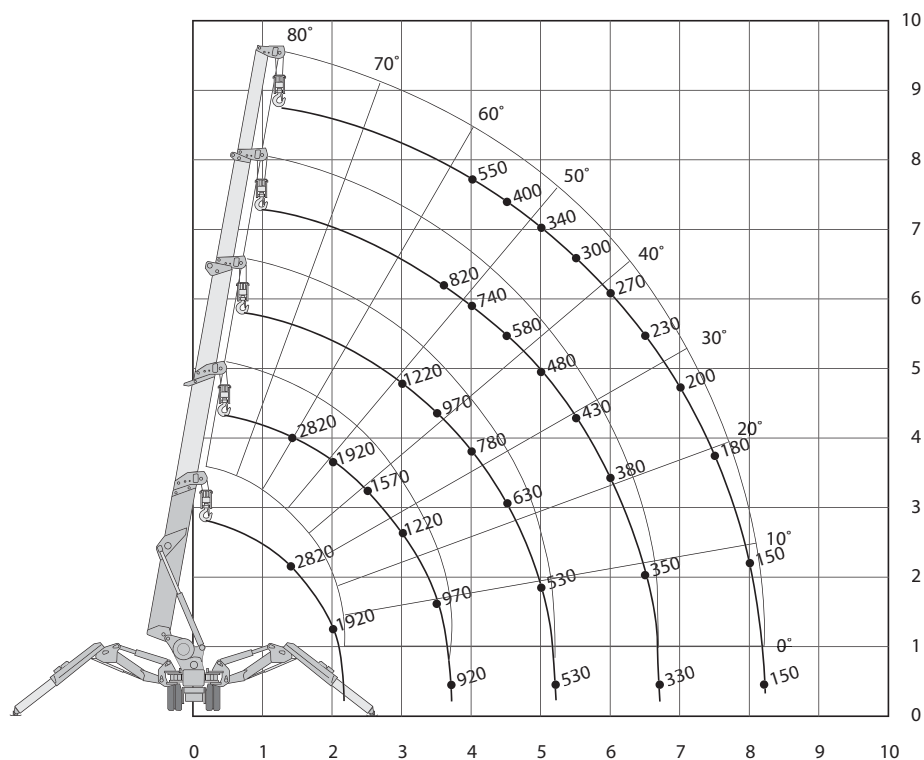
Platform height	46,15 m
Working height	48,10 m
Max. hor. reach	23,55 m
Lifting capacity	270/450 kg
Platform length	2,44 m
Platform width	0,91 m
Tilt	5°
Turntable rotation	360° continu
Length	15,10 m
Width/extended	2,50/5,00 m
Height	3,10 m
Tires	all terrain

Wheelbase	4,60 m
Ground clearance	0,30 m
Driving speed stowed	4,5 km/h
Driving speed raised	0,5 km/h
Weight	26027 kg
Power	diesel
Usage	outdoor
Max. no. people (outdoor)	2
Gradeability	40%

# Mini Crawler Cranes



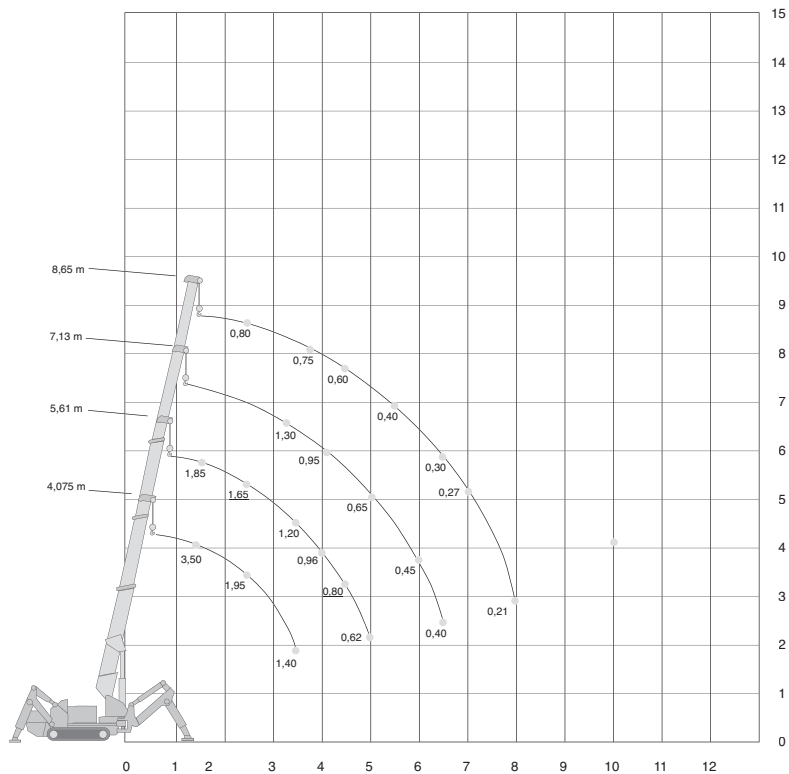
# MC 285



## Technical specifications

<b>Working height</b>	8,70 m	<b>Outrigger width</b>	4,53 - 2,31 m
<b>Max. hor. reach</b>	8,20 m	<b>Outrigger length</b>	4,58 - 3,03 m
<b>Lifting capacity</b>	2820 kg	<b>Driving speed</b>	2,2 km/h
<b>Turntable rotation</b>	360° continu	<b>Weight</b>	2120 kg
<b>Length</b>	3,32 m	<b>Power</b>	diesel / 380V
<b>Width</b>	0,75 m	<b>Usage</b>	outdoor/indoor
<b>Height</b>	1,47 m	<b>Gradeability</b>	37%
<b>Tires</b>	non-marking		

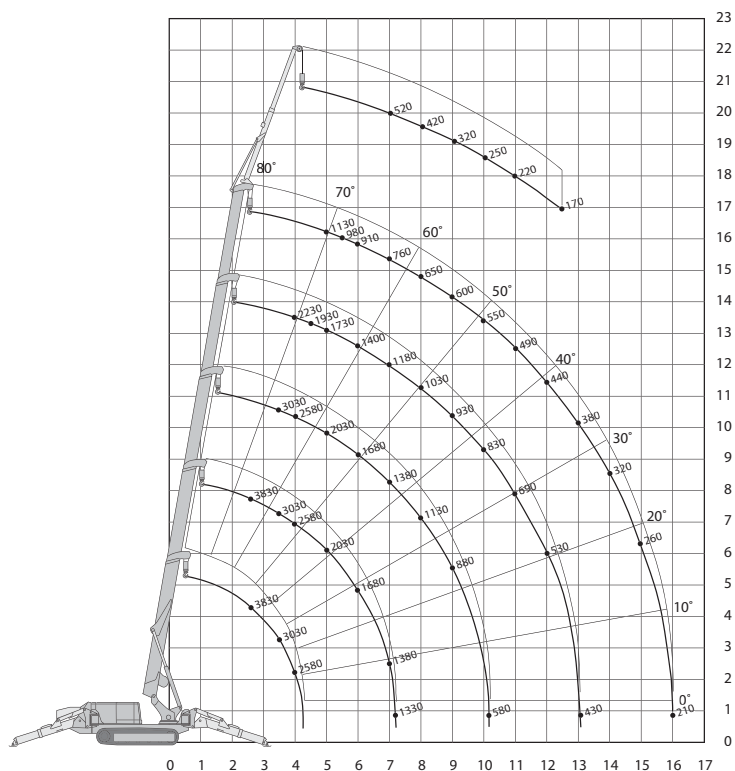
# B 350.1



## Technical specifications

Working height	11,80 m	Outrigger width	3,94 - 2,24 m
Max. hor. reach	10,00 m	Outrigger length	3,88 - 2,57 m
Lifting capacity	3500 kg	Driving speed	2,3 km/h
Turntable rotation	360° continu	Weight	2300 kg
Length	2,82 m	Power	diesel / 380V
Width	0,63 m	Usage	outdoor/indoor
Height	1,38 m	Gradeability	37%
Tires	non-marking		

# MC 405

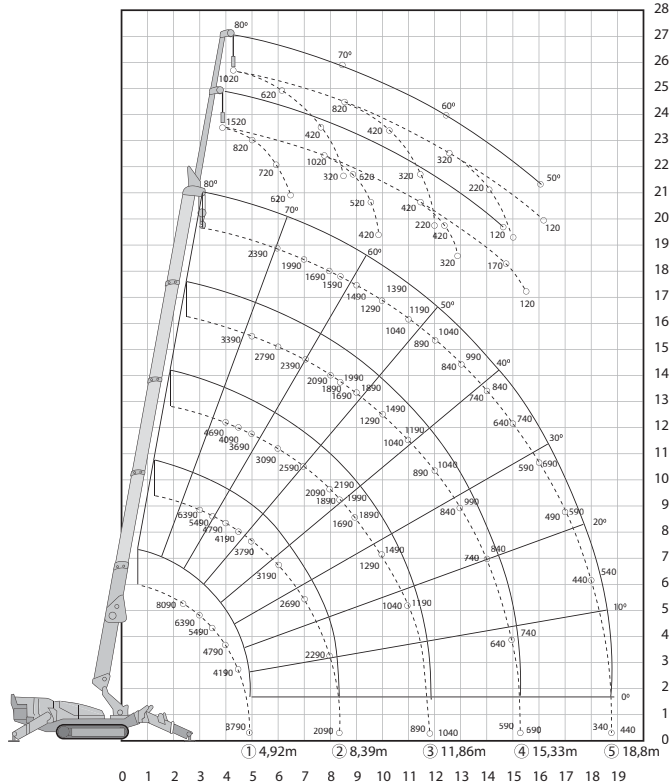


## Technical specifications

Working height	16,80 m	Outrigger width	5,52 - 4,25 m
Max. hor. reach	16,00 m	Outrigger length	5,79 - 4,95 m
Lifting capacity	3830 kg	Driving speed	3,3 km/h
Turntable rotation	360° continu	Weight	5750 kg
Length	4,98 m	Power	diesel / 380V
Width	1,38 m	Usage	outdoor/indoor
Height	1,98 m	Gradeability	37%
Tires	non-marking		



# MC 815



## Technical specifications

Working height / with flyjib	19,60 m/25,50 m
Max. hor. reach	18,80 m
Lifting capacity	8090 kg
Turntable rotation	360° continu
Length	5,90 m
Width	1,74 m
Height	2,49 m
Tires	non-marking

Outrigger width	6,30/5,63/4,91 m
Outrigger length	6,77/6,27/5,74 m
Driving speed	3,2 km/h
Weight	9700 kg
Power	diesel / 400V
Usage	outdoor/indoor
Gradeability	42%

# Mini Crawler Cranes Accessories

## UPG 600 Glass lifting device

700 kg	1,30 m
500 kg	1,90 m
250 kg	2,60 m



## Fly jib for B350.1 & MC 405

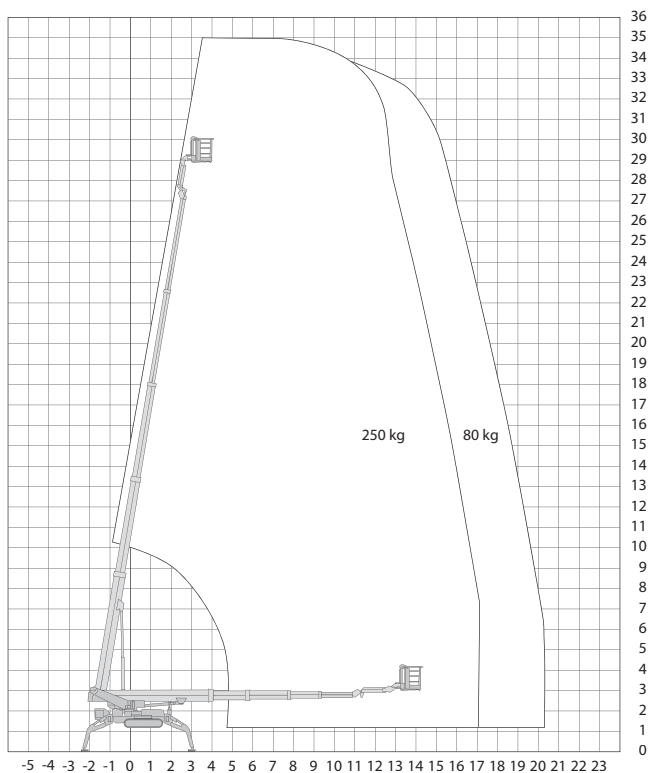
Lifting capacity	600 kg
Weight	89 kg



# Spider lifts



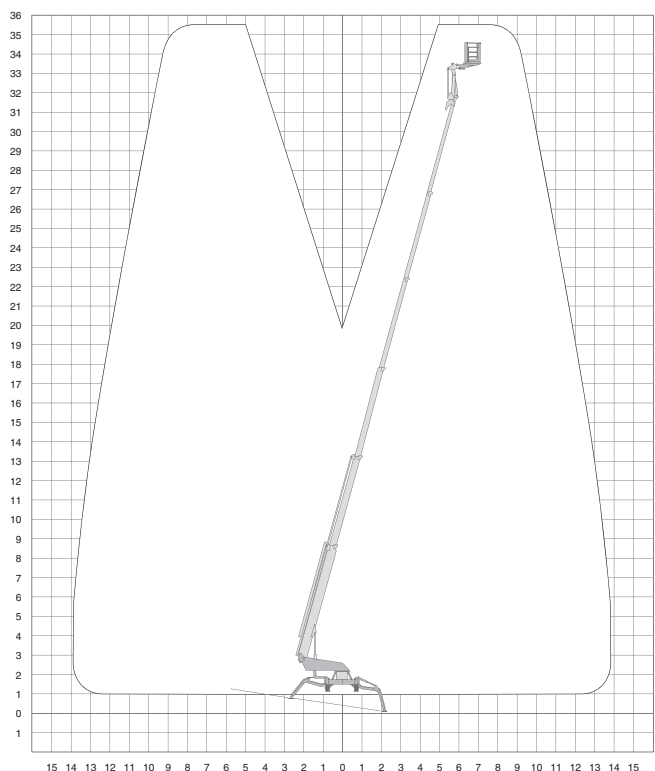
# LEO 35T



## Technical specifications

<b>Platform height</b>	33,00 m	<b>Ground clearance</b>	0,43 m
<b>Working height</b>	35,00 m	<b>Outrigger width</b>	5,56 m
<b>Max. hor. reach</b>	19,90 m	<b>Outrigger length</b>	5,52 m
<b>Lifting capacity</b>	250/80 kg	<b>To be jacked up on ground slope of</b>	30%
<b>Platform length</b>	1,20 m	<b>Weight</b>	6.000 kg
<b>Platform width</b>	0,80 m	<b>Power</b>	diesel/220V
<b>Tilt</b>	1°	<b>Usage</b>	outdoor and indoor
<b>Turntable rotation</b>	450°	<b>Max. no. people (outdoor)</b>	2/2
<b>Length</b>	7,50 m	<b>Gradeability</b>	38%
<b>Width</b>	1,58 m		
<b>Height</b>	1,98 m		
<b>Tires</b>	non-marking		

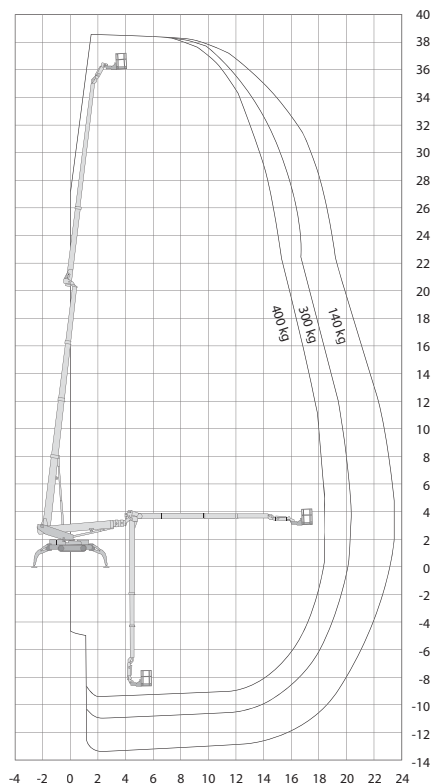
# LEO 36T



## Technical specifications

Platform height	33,50 m	Ground clearance	0,45 m
Working height	35,50 m	Outrigger width	5,50 m
Max. hor. reach	15,60 m	Outrigger length	4,75 m
Lifting capacity	200 kg	To be jacked up on ground slope of	30%
Platform length	1,20 m	Weight	4850 kg
Platform width	0,80 m	Power	diesel/220V
Tilt	1°	Usage	outdoor and indoor
Turntable rotation	450°	Max. no. people (outdoor)	2/2
Length	8,10 m	Gradeability	19%
Width	1,58 m		
Height	1,98 m		
Tires	non-marking		

# LEO 39GT plus



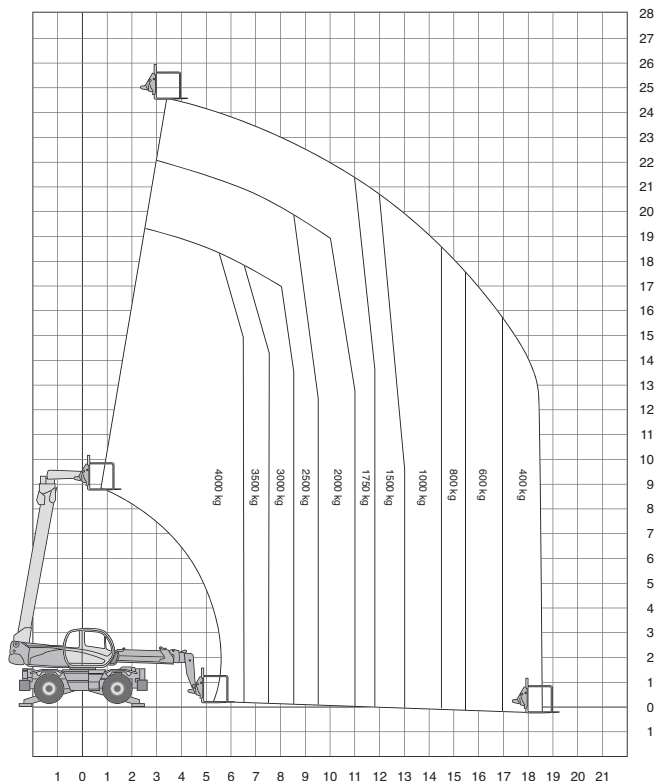
## Technical specifications

<b>Platform height</b>	36,60 m	<b>Ground clearance</b>	0,40 m
<b>Working height</b>	38,60 m	<b>Outrigger width</b>	5,20 m
<b>Max. hor. reach</b>	23,30 m	<b>Outrigger length</b>	5,31 m
<b>Lifting capacity</b>	400 kg	<b>To be jacked up on ground slope of</b>	30%
<b>Platform length</b>	1,50 m	<b>Weight</b>	8.750 kg
<b>Platform width</b>	0,80 m	<b>Power</b>	diesel/400V
<b>Tilt</b>	1°	<b>Usage</b>	outdoor and indoor
<b>Turntable rotation</b>	450°	<b>Max. no. people (outdoor)</b>	2/2
<b>Length</b>	7,85 m	<b>Gradeability</b>	30%
<b>Width</b>	1,59 m		
<b>Height</b>	1,99 m		
<b>Tires</b>	non-marking tracks		

# Rotative telehandlers diesel 4x4



# MRT 2540

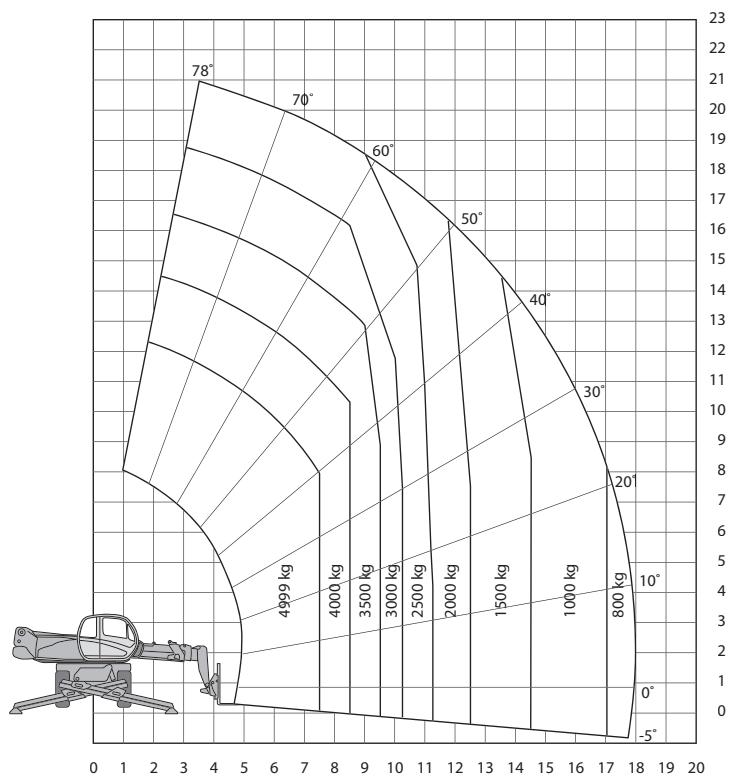


## Technical specifications

Lifting height	24,60 m	Wheelbase	2,75 m
Max. hor. reach	18,50 m	Groundclearance	0,38 m
Lifting capacity	4000 kg	Outrigger width	5,10 m
Turntable rotation	360° continu	Outrigger length	5,05 m
Length	7,62 m	Weight	17450 kg
Width	2,43 m	Usage	outdoor
Height	3,11 m	Power	diesel/adblue
Tires	all terrain	Gradeability	36%
Turning radius	4,50 m	Max. towing weight	8200 da N



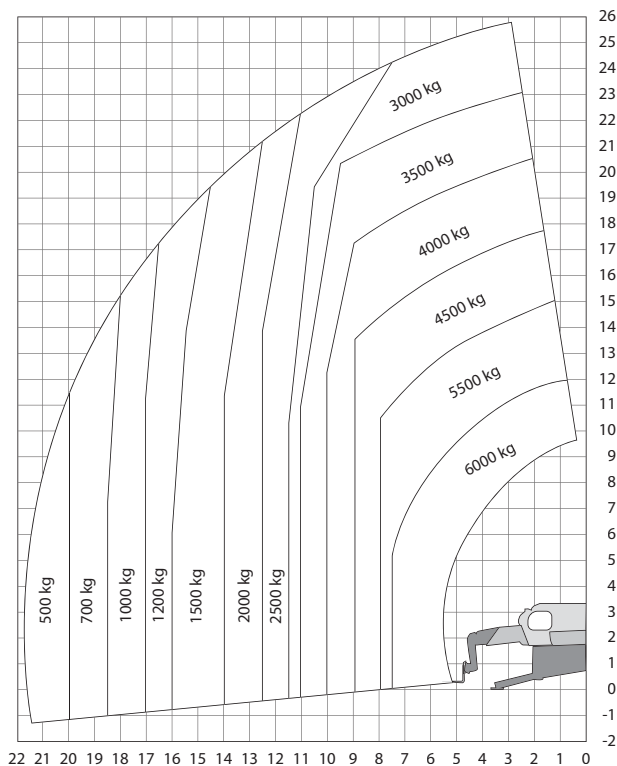
# MRT 2550



## Technical specifications

Lifting height	24,70 m	Wheelbase	3,05 m
Max. hor. reach	21,40 m	Groundclearance	0,35 m
Lifting capacity	5000 kg	Outrigger width	5,55 m
Turntable rotation	360° continu	Outrigger length	5,35 m
Length	7,82 m	Weight	18900 kg
Width	2,49 m	Usage	outdoor
Height	3,05 m	Power	diesel/adblue
Tires	all terrain	Gradeability	40%
Turning radius	4,88 m	Max. towing weight	8430 da N

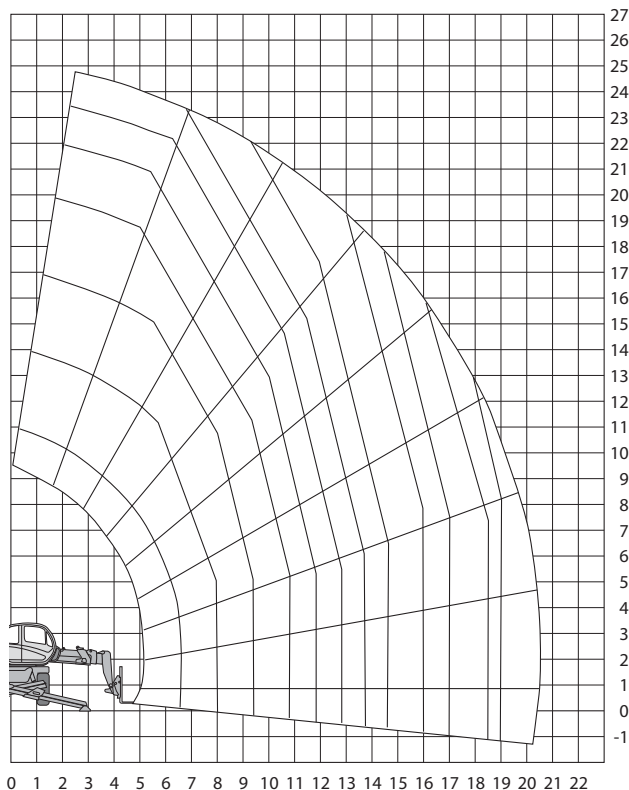
# MRT 2660



## Technical specifications

Lifting height	25,90 m	Wheelbase	3,05 m
Max. hor. reach	21,70 m	Groundclearance	0,36 m
Lifting capacity	600 kg	Outrigger width	5,78 m
Turntable rotation	360° continu	Outrigger length	5,30 m
Length	9,28 m	Weight	18.000 kg
Width	2,50 m	Usage	outdoor
Height	3,10 m	Power	diesel/adblue
Tires	all terrain	Gradeability	10%
Turning radius	4,22 m	Max. towing weight	10500 da N

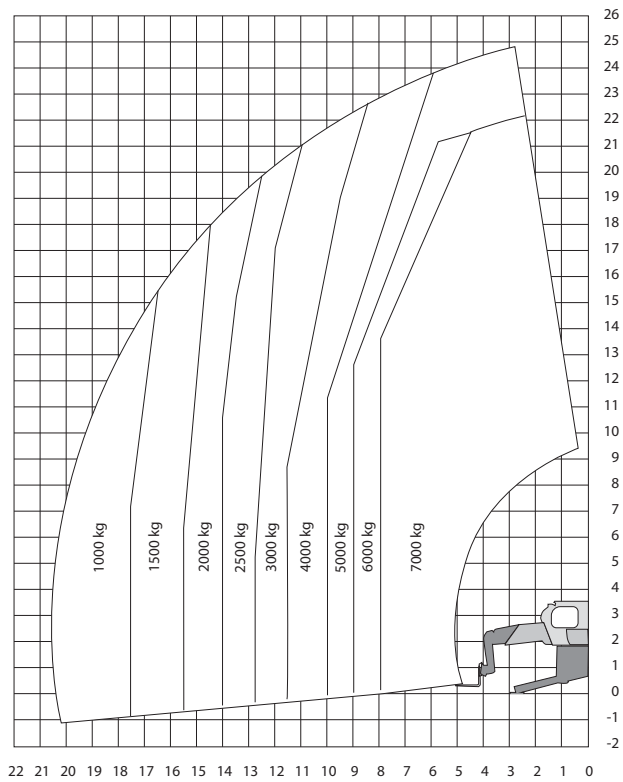
# MRT 2470



## Technical specifications

Lifting height	24,80 m	Wheelbase	3,25 m
Max. hor. reach	20,50 m	Groundclearance	0,35 m
Lifting capacity	7000 kg	Outrigger width	6,25 m
Turntable rotation	360° continu	Outrigger length	6,25 m
Length	7,55 m	Weight	21760 kg
Width	2,49 m	Usage	outdoor
Height	3,05 m	Power	diesel/adblue
Tires	all terrain	Gradeability	32%
Turning radius	6,50 m	Max. towing weight	9500 da N

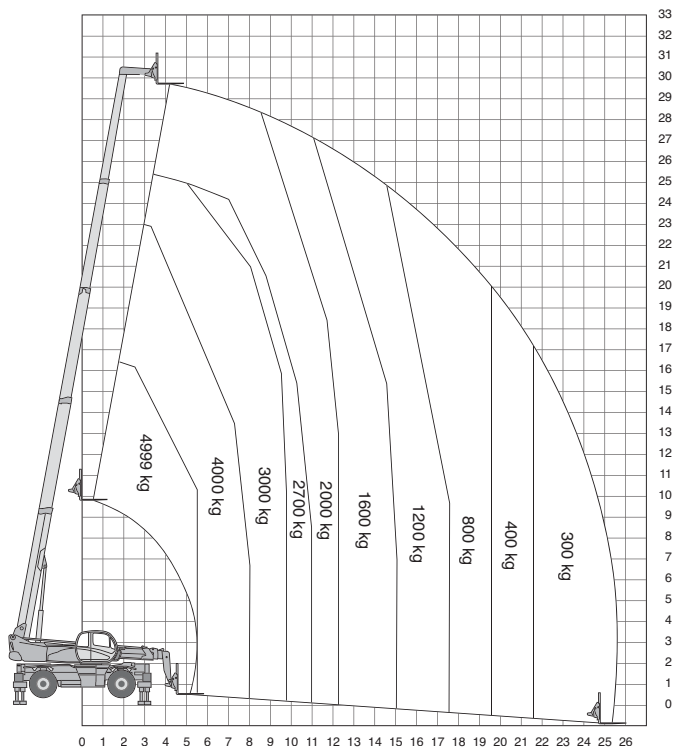
# MRT 2570



## Technical specifications

Lifting height	24,80 m	Wheelbase	3,25 m
Max. hor. reach	20,50 m	Groundclearance	0,36 m
Lifting capacity	7.000 kg	Outrigger width	6,06 m
Turntable rotation	360° continu	Outrigger length	5,62 m
Length	8,87 m	Weight	21.300 kg
Width	2,50 m	Usage	outdoor
Height	3,10 m	Power	diesel/adblue
Tires	all terrain	Gradeability	10%
Turning radius	8,74 m	Max. towing weight	10500 da N

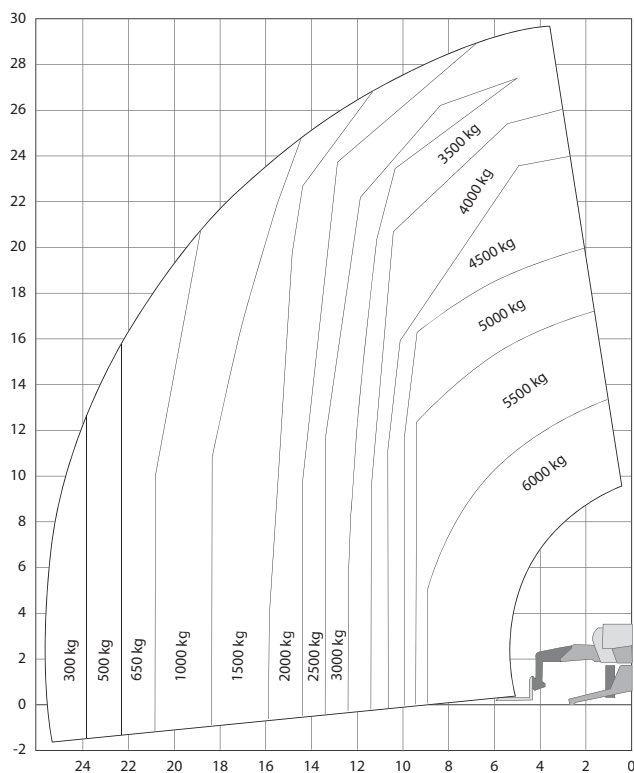
# MRT 3050+



## Technical specifications

Lifting height	29,70 m	Wheelbase	3,75 m
Max. hor. reach	25,50 m	Groundclearance	0,48 m
Lifting capacity	5000 kg	Outrigger width	7,10 m
Turntable rotation	360° continu	Outrigger length	6,79 m
Length	8,10 m	Weight	22860 kg
Width	2,50 m	Usage	outdoor
Height	3,26 m	Power	diesel/adblue
Tires	all terrain	Gradeability	10%
Turning radius	5,56 m	Max. towing weight	10500 da N

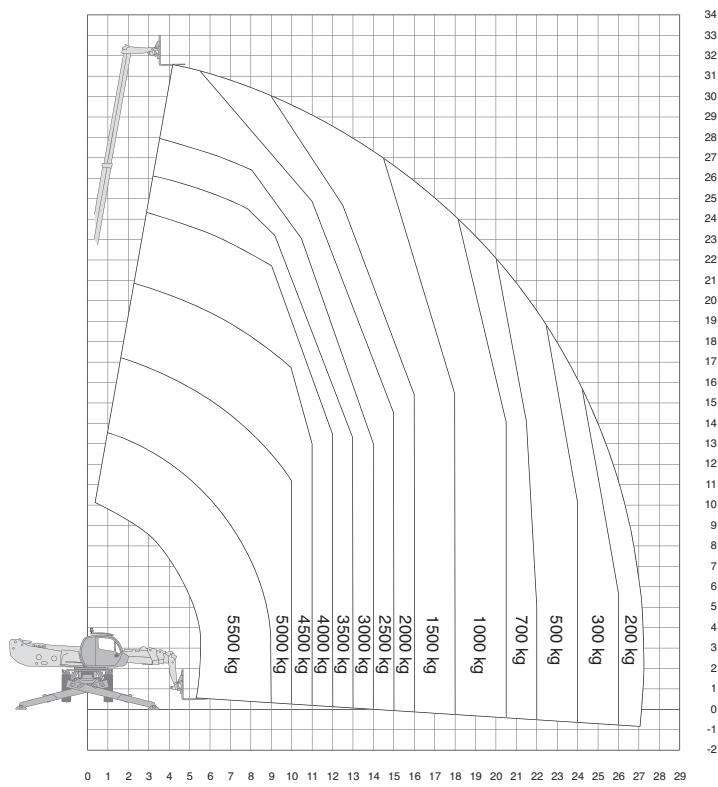
# MRT 3060+



## Technical specifications

<b>Lifting height</b>	29,90 m	<b>Wheelbase</b>	3,25 m
<b>Max. hor. reach</b>	25,70 m	<b>Groundclearance</b>	0,36 m
<b>Lifting capacity</b>	6.000 kg	<b>Outrigger width</b>	6,06 m
<b>Turntable rotation</b>	360° continu	<b>Outrigger length</b>	5,62 m
<b>Length</b>	9,14 m	<b>Weight</b>	21.800 kg
<b>Width</b>	2,50 m	<b>Usage</b>	outdoor
<b>Height</b>	3,11 m	<b>Power</b>	diesel/adblue
<b>Tires</b>	all terrain	<b>Gradeability</b>	10%
<b>Turning radius</b>	4,37 m	<b>Max. towing weight</b>	10500 da N

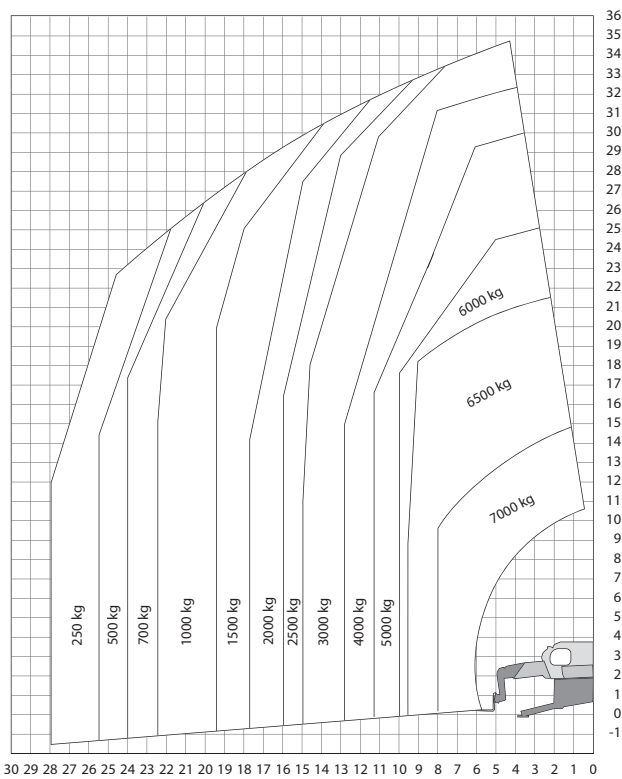
# MRT 3255+



## Technical specifications

Lifting height	31,60 m	Wheelbase	2,87 m
Max. hor. reach	27,20 m	Groundclearance	0,40 m
Lifting capacity	5500 kg	Outrigger width	no outriggers
Turntable rotation	360° continu	Outrigger length	no outriggers
Length	8,11 m	Weight	23986 kg
Width	2,47 m	Usage	outdoor
Height	3,20 m	Power	diesel/adblue
Tires	all terrain	Gradeability	10%
Turning radius	5,99 m	Max. towing weight	10905 da N

# MRT 3570 VISION+



## Technical specifications

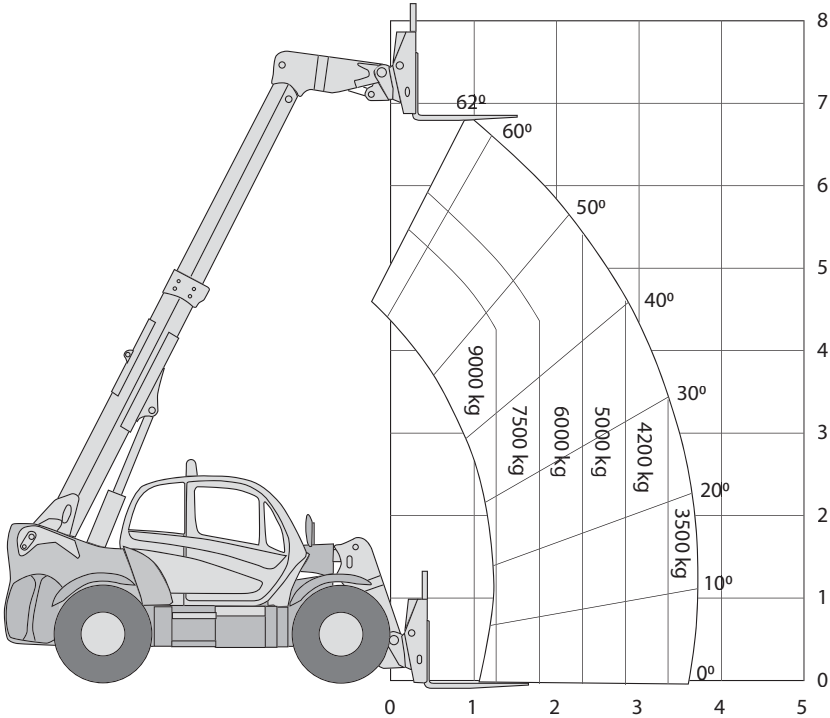
Lifting height	34,70 m	Wheelbase	3,75 m
Max. hor. reach	28,00 m	Groundclearance	0,36 m
Lifting capacity	7.000 kg	Outrigger width	7,40 m
Turntable rotation	360° continu	Outrigger length	6,49 m
Length	10,06 m	Weight	23.800 kg
Width	2,50 m	Usage	outdoor
Height	3,26 m	Power	diesel/adblue
Tires	all terrain	Gradeability	10%
Turning radius	9,82 m	Max. towing weight	10500 da N



# Heavy duty telehandlers, diesel 4x4



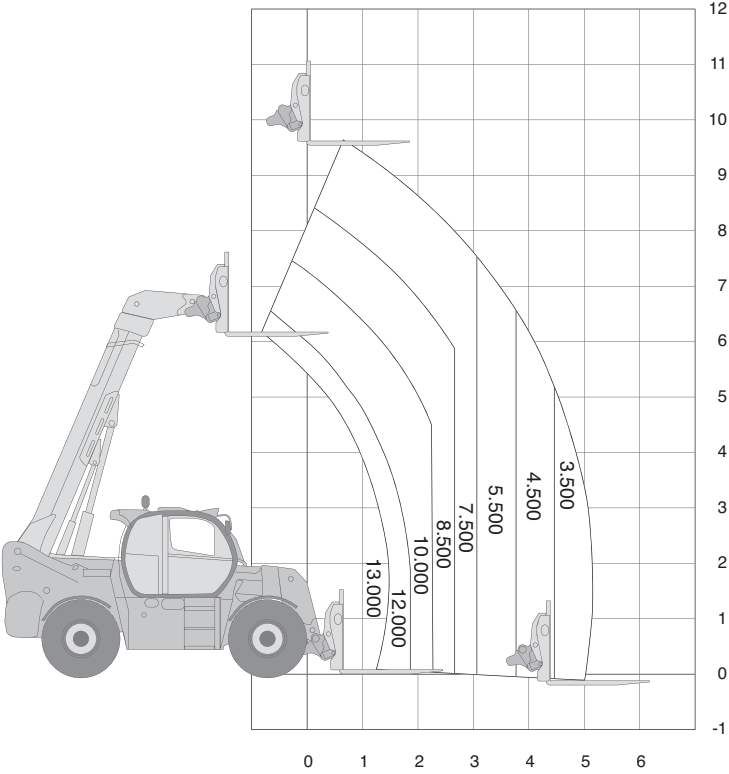
# MHT 790



## Technical specifications

Lifting height	6,84 m	Wheelbase	2,87 m
Max. hor. reach	3,72 m	Groundclearance	0,40 m
Lifting capacity	9000 kg	Outrigger width	no outriggers
Length	5,27 m	Outrigger length	no outriggers
Width	2,47 m	Weight	13020 kg
Height	2,48 m	Usage	outdoor
Tires	all terrain	Power	diesel/adblue
Turning radius	5,99 m	Gradeability	48%
		Max. towing weight	10905 da N

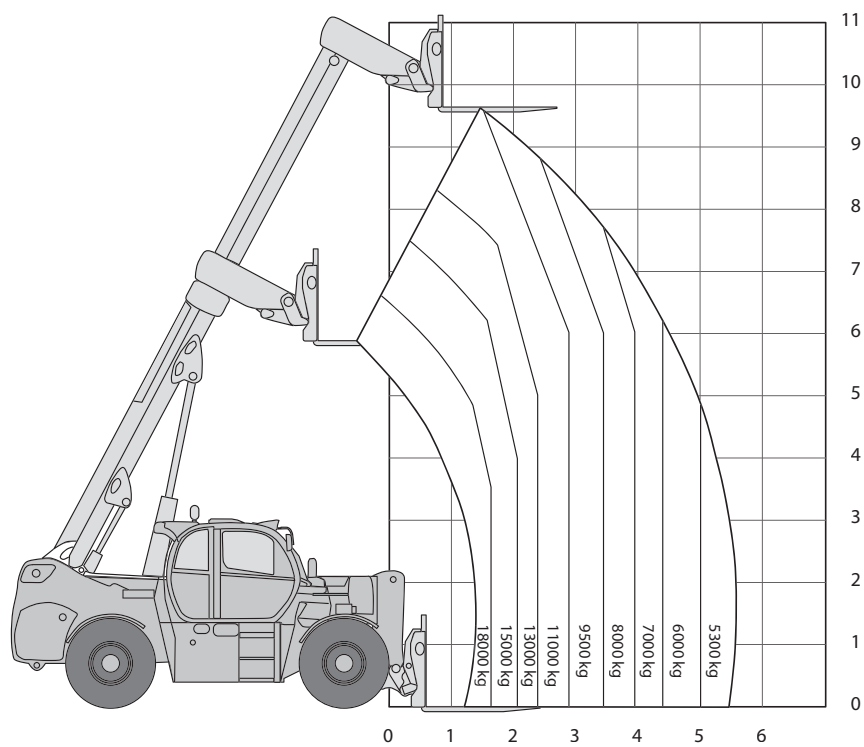
# MHT 10130



## Technical specifications

Lifting height	9,62 m	Wheelbase	3,37 m
Max. hor. reach	5,17 m	Groundclearance	0,44 m
Lifting capacity	13000 kg	Outrigger width	no outriggers
Length	6,15 m	Outrigger length	no outriggers
Width	2,51 m	Weight	18490 kg
Height	2,99 m	Usage	outdoor
Tires	all terrain	Power	diesel/adblue
Turning radius	6,15 m	Gradeability	34%
		Max. towing weight	10800 da N

# MHT 10180



## Technical specifications

Lifting height	9,63 m	Wheelbase	3,75 m
Max. hor. reach	5,56 m	Groundclearance	0,44 m
Lifting capacity	18000 kg	Outrigger width	no outriggers
Length	6,65 m	Outrigger length	no outriggers
Width	2,52 m	Weight	24000 kg
Height	3,00 m	Usage	outdoor
Tires	all terrain	Power	diesel/adblue
Turning radius	5,50 m	Gradeability	37%
		Max. towing weight	15970 da N

# Attachments

## Winch

3000 kg
5000 kg



## Jib

Crane P4000	
Lifting capacity inner hook	4000 kg
Lifting capacity outer hook	1200 kg

Crane P6000	
Lifting capacity inner hook	6000 kg
Lifting capacity outer hook	2000 kg

Crane with winch PT2000*	
Lifting capacity	3000 kg



## JIB for MHT 10130

Lifting capacity inner hook	13000 kg
Lifting capacity middle hook	10000 kg
Lifting capacity outer hook	7500 kg



## Shovel

1000 L




Non marking tires



Basket

Basket 4 m (365 kg)	
Capacity	365 kg
Platform length/extended	2,25/4,00 m
Platform width	1,20 m

Basket 4 m (1000 kg)	
Capacity	1000 kg
Platform length/extended	2,25/4,00 m
Platform width	1,20 m



3D system (for the inspection of bridges)





# Rental depots

## BRANCHES

Germany	60
Poland	11
Romania	26
Belgium	7
Netherlands	8
Spain	24
Czech Republic	8
Slovakia	5
Hungary	7
Bulgaria	3
Luxembourg	2
Moldava	1
Mexico	4
Malaysia	1
Panama	2
Chile	2
Switzerland	1







# General Hire Conditions

## Clause 1: Applicability

- These conditions apply to all hire agreements entered into between the Lender and Hirer.
- These conditions may only be used by members of the Koninklijke Metaalunie branchegroep FEDECOM.
- The Lender is the FEDECOM member using these conditions. The contractual party is referred to as Hirer.

## Clause 2: Offers

All offers are without obligation.

## Clause 3: Hire and hire price

- The hire agreement is entered into for the term and at the hire price as stated in the hire agreement.
- Unless another additional price arrangement has been agreed in the hire agreement concluded by the parties, a change in the maximum number of operating hours stipulated in the hire agreement can be reason to change the hire price in the interim.
- The additional hours, established on the basis of the number of hours recorded on the counter attached to the Hired Item will, unless another additional price arrangement has been agreed, are calculated at an additional price stated in the agreement and will be payable with retroactive effect from the date of the change by the Hirer.
- If the hire lasts longer than one year, there will be an annual adjustment of the hire price on the basis of the change in the monthly price index figure in accordance with the consumer price index (CPI) all households (2006=100), published by Statistics Netherlands. The adjusted hire price is calculated on the basis of the following formula: the adjusted hire price is equal to the hire price on the commencement date of the (first) hire period multiplied by the index figure of the calendar month which lies four calendar months before the calendar month in which the hire price is adjusted, divided by the index figure of the calendar month which lies four calendar months before the calendar month in which the first hire period commenced.

## Clause 4: Payment

- If the hire period is longer than one month, invoicing will be on a monthly basis. The monthly amounts payable by the Hirer must be credited before the first of each month to the bank account number provided by the Lender. If the hire period is shorter, payment must be made when the Hired Item was made available to the Hirer.
- The deposit referred to in the agreement must be paid on commencement of the hire agreement. The deposit shall be refunded to the Hirer at the end of the agreed hire period provided the Hired Item, subject to deterioration due to normal wear and tear, has been transferred to the Lender in the condition in which it was made available to the Hirer.
- Irrespective of the agreed payment conditions the Hirer is obliged, at the request and at the discretion of the Lender, to provide sufficient security for payment. If the Hirer does not comply with this within the set term, the Hirer is immediately in default. In that event, the Lender is entitled to terminate the agreement and recoup any loss from the Hirer.
- The right of the Hirer to offset his claims on the Lender is excluded unless the Lender is bankrupt.
- The claim for full payment becomes immediately due and payable if:
  - a payment term has been exceeded;
  - the bankruptcy or a moratorium of the Hirer is petitioned;
  - the assets or accounts receivables of the Hirer are seized;
  - the Hirer's company is being dissolved or liquidated;
  - the Hirer (natural person) is admitted to a statutory debt restructuring scheme;
  - the Hirer (natural person) is placed under guardianship or dies.
- If payment has not taken place within the agreed payment term, the Hirer immediately owes the Lender interest. The interest is 12% per year, but is equal to the statutory interest if such is higher. In the interest calculation, a part of a month is deemed to be a full month.

## Clause 5: Delivery

- The Hired Item is delivered to the Hirer at the location indicated in the hire agreement. The costs of delivery and collection are for the account of the Hirer. From the moment of delivery, the Hired Item and the use of the Hired Item is for the account and at the risk of the Hirer.
- The Hirer is responsible for any assembly and disassembly of the Hired Item.
- At the time of delivery, the Lender, or a third party to be indicated by the Lender, shall prepare a report on the condition of the Hired Item. In the event of a dispute, this report shall serve as evidence for the condition of the Hired Item at the time of delivery of the Hired Item to the Hirer by the Lender.
- If the Hired Item is not available on time, the Hirer is in any event not entitled to compensation.

## Clause 6: Ownership

- All that is fitted or affixed to the Hired Item by or on behalf of the Hirer making it a part of the Hired Item becomes the property of the Lender.
- The Lender is also deemed to be the owner of the Hired Item for tax purposes. The Hirer shall not present himself in respect of the Hired Item as the owner, and shall refrain from making claims on Dutch Tax investment facilities.
- The Hired Item cannot be sold, pledged or otherwise encumbered by the Hirer. It is the parties' intention for this to have effect under property law. In addition, the Hirer is

not authorised to sub-hire the Hired Item to third parties or give it in (partial) use, unless the Lender has given its express written permission for this.

- The Hirer is obliged to notify the receiver in bankruptcy, the administrator, the seizing bailiff, the lessee or any other claiming the surrender of the Hired Item or a part thereof immediately of the existence of the ownership right of the Lender and to notify the Lender of this within 24 hours. Pending the instructions of the Lender, the Hirer must take suitable measures at his expense to protect the Hired Item and the interests of the Lender. The costs of the measures to be incurred by the Lender in this event are for the account of the Hirer.
- The Lender is entitled to affix a mark to the Hired Item clearly showing the ownership right of the Lender to third parties. The Hirer may not remove this mark during the term of the hire agreement.

## Clause 7: Use

- On delivery, the Hired Item is deemed to correspond with the choice of and the intended use by the Hirer, be in a sound condition and have been delivered with all required accessories and materials.
- The Hirer shall look after the Hired Item with proper care, secure it efficiently and only use it in accordance with its purpose, all this with due observance of the operating and handling instructions.
- The Hirer undertakes only to allow people of 18 years old or above to use the Hired Item, who have the required skill to operate the Hired Item. These people must meet all the requirements imposed by law on the use. They must also have demonstrable experience, for example, they must have all the certificates required for the use.
- The Hirer will not use the Hired Item outside the location stipulated in the hire agreement.
- Without the prior written permission of the Lender, the Hirer is not permitted to drive the Hired Item on the public roads (as referred to in the Dutch Road Act).
- When not in use, the Hirer is required to keep the Hired Item in a dry place locked against vandals. During this time the ignition key must be removed. Failure to comply with this clause will result in an immediately due and payable penalty of € 2500.00 for each day on which the non-compliance continues. The above does not prejudice the right to full compensation for loss.
- The Hirer is obliged to notify the Lender immediately if the Hirer observes any defect or damage to the Hired Item. The Hirer is fully liable for any loss the Lender suffers as a result of the failure of the Hirer to comply with this duty to report.
- If the Hirer is unable to use the Hired Item, this is for the Hirer's account and does not affect the Hirer's payment obligation(s) except if, in the view of the Lender, the impediment is of an unreasonably long duration or is the result of circumstances which can be attributed to the Lender.

## Clause 8: Inspection and maintenance

- The Hirer undertakes to make the Hired Item available for inspection at the request of the Lender and free of charge. The Hirer gives the Lender permission in advance to enter the buildings and sites of the Hirer to inspect or repossess the Hired Item.
- The Hirer:
  - will provide the Hired Object with fuel, charge any batteries and have the Hired Item regularly cleaned at its own expense;
  - will inspect the Hired Item daily in accordance with the instructions and inasmuch as is applicable check:
    - the levels of lubricating oil, hydraulic oil, coolant, anti-freeze and brake fluid, all other lubricants and
    - liquids in the appropriate reservoirs and compartments. Where needed the Hirer will top up these reservoirs;
    - the tyre pressure and the condition of the tyres. Where needed the Hirer will pump up the tyres to the prescribed pressure;
    - the functioning of the operating hours counter;
    - the condition of the warning and detection systems, pipes, hoses, cooling systems, light and lubrication systems, etc.;
    - the general and safe functioning of the Hired Item and any equipment connected to or belonging to the Hired Item.
  - will report deviations to the Lender without delay;
  - will inspect the water level of the traction battery each week and, if needed, will top this up with distilled water after charging.
- Unless agreed otherwise, the Hirer will bear the cost of repairing or replacing punctured or worn tyres. The Lender will arrange for repair or replacement.
- The Hirer will make the Hired Item available in a cleaned condition and continuously, cost free, in a suitable place for the regular maintenance to be carried out by the Lender, or for any malfunctions to be rectified.
- Any repairs may only be carried out by the Hirer or third parties with the express, prior consent of the Lender. If the Lender has not given consent, the costs of the repairs are for the Hirer, without prejudice to the right of the Lender, in the event of damage, to claim full compensation.
- The maintenance of the Hired Item, except that mentioned in paragraph 2 of this clause, is for the Lender's account.
- The maintenance mentioned in the previous paragraph of this clause, resolving any malfunctions or repair work will be done by the Lender on working days (Mon. to Fri.) and during regular working hours (7.30 a.m. to 5 p.m.). If this work takes place on days other than these days and at other times, the additional costs

related to this, such as overtime, allowances for work done in the weekend and on public holidays etc. will be at the Hirer's account. The Lender will draw up a separate invoice for these additional costs, which, unless it has explicitly been agreed otherwise, the Hirer must pay together with the next hire instalment or, if this is earlier, within 30 days of the invoice date.

#### Clause 9: Impracticability of the hire agreement

1. The Lender is entitled to suspend the performance of its obligations if, due to circumstances which could not be anticipated when entering into the agreement and which are outside the Lender's control, the Lender is temporarily unable to comply with its obligations.

2. Circumstances which cannot be anticipated by the Lender and which are outside its control include the circumstance that suppliers of the Lender fail to comply with their obligations or fail to comply with them on time, weather, earthquakes, fire, loss or theft of the items to be hired, road blockades, strikes or work interruptions, import restrictions or trade restrictions.

3. The Lender is no longer entitled to suspension if the temporary inability to perform has lasted longer than six months. The agreement can only be terminated after this term and exclusively for the part of the obligations not yet performed. In that event, the parties are not entitled to compensation of the loss suffered or to be suffered as the result of the termination.

#### Clause 10: Insurance of the Hired Item

1. The Lender will take out the Compulsory Motor Vehicle Insurance (WAM) for the Hired Item.

2. In addition to the insurance mentioned in paragraph 1 of this clause, the Hirer is required to adequately insure the Hired Item against the risks related to the use of the Hired Item, unless:

- The Lender and Hirer have agreed in writing that the Lender will take out or has already taken out fire, theft and damage ("casco") insurance, work material insurance or some other insurance suitable for the Hired Item and the work performed with it.
- 3. If there is intent or gross negligence on the part of the Hirer, the Lender can recover any loss it has incurred from the Hirer on grounds of its statutory obligation to insure.
- 4. In all cases where the Lender must make a claim on the insurance taken out by the Lender, the Hirer is obliged to pay the excess on the basis of the policy conditions to the Lender.

#### Clause 11: Liability of the Hirer

1. The Hirer is liable towards the Lender for all damage to the Hired Item, which includes damage due to loss of the item, embezzlement, theft, disposal and total destruction, insofar as this damage is not compensated by any insurance taken out by the Lender.
2. In the event of damage, the Lender will arrange for the Hired Item to be repaired or replaced and the cost will be for the Hirer's account.
3. The Hirer is liable for all loss, however named and however caused, inflicted or arisen due to the (use of the) Hired Item.
4. The Hirer indemnifies the Lender fully against claims by third parties for compensation relating to the (use of the) Hired Item.
5. In the event of damage to or caused by or with the Hired Item, the Hirer must notify the Lender of this immediately in writing. The Hirer is fully liable for any loss the Lender suffers as a result of the failure of the Hirer to comply with this duty to report.
6. The Hirer is obliged to take all possible measures to limit the damage to or loss in connection with the Hired Item.

#### Clause 12: Liability of the Lender

1. In the event of an attributable failure, the Lender is obliged to as yet comply with its contractual obligations. The obligation of the Lender to pay compensation - on whatever statutory basis - is limited to the loss for which the Lender is insured pursuant to an insurance taken out by the Lender or taken out on its behalf, but is never higher than the amount paid out by this insurance in the relevant case.
2. If, for whatever reason, the Lender cannot rely on the restriction included in paragraph 1 of this clause, the obligation to pay compensation is limited to the amount that the Lender has charged in the current agreement (exclusive of VAT).

3. Not eligible for compensation is:

- a. Consequential loss, including business interruption loss, production loss and loss of profit;
- b. Damage due to load or burden;
- c. Loss caused by an intentional act or wilful recklessness of auxiliary persons or non-manual staff of the Lender;
- d. Damage to goods in or under its care, custody or control. If possible and desired, the Hirer can take out insurance against such damage.

#### Clause 13: Termination of the agreement

1. An agreement entered into for a fixed period terminates by operation of law as soon as the fixed term has expired. A fixed term agreement cannot be terminated in the interim.

2. If the agreed hire period expires without the hire agreement having actually ended in the form of the return of the Hired Item, the agreement is tacitly continued for an indefinite period of time and under the same conditions.

3. An agreement concluded or renewed for an indefinite term can be terminated by given notice. Termination of the agreement for an indefinite period of time must be by registered letter with due observance of the notice periods mentioned below:

- a. Termination during the first six months of the agreement, counted from the commencement of the hire agreement or the date of renewal for an indefinite term: a one week notice period;
- b. Termination during the second six months of the agreement: a two week notice period;
- c. Termination after one year: a one month notice period.

#### Clause 14: Termination

1. The Lender is entitled to terminate the hire agreement without a notice of default or

judicial intervention being required by means of a written, extrajudicial statement in, inter alia, the following circumstances:

- a. if the Hirer fails to pay a hire instalment or another amount pursuant to the hire agreement to the Lender on time on the due date, irrespective of whether or not the Hirer has been issued with a notice of default;
- b. if the Hirer fails to perform an obligation under the hire agreement or fails to perform it fully, in time or properly, or carries out an act which is contrary to the hire agreement;
- c. if the Hirer, being a natural person, dies, is placed under guardianship or otherwise loses the unfettered control over his assets;
- d. if the Hirer applies for a (provisional) moratorium, petitions his own bankruptcy or his bankruptcy is petitioned by another, he is declared bankrupt, he applies for the application of the Debt Management (Natural Persons) Act, [Wet schuldsanering natuurlijke personen (Wsnpp)] or this has been declared applicable to him;
- e. if the Hirer, being a legal person or business, resolves to liquidate the legal person or business, fully or partially ceases the business or relocates the business to a different location than where the Hirer is based according to the hire agreement on signing, or the Hirer resolves to proceed to such a cessation or relocation;
- f. if the insurance of the Hired Item is cancelled by insurers or the insurance policy is withdrawn or an existing insurance is not renewed and no adequate cover, at the discretion of the Lender, can be obtained from other insurance companies;
- g. in the event of loss (including theft and embezzlement) of the Hired Item or total destruction of the Hired Item.

2. In the events referred to in paragraph 1 of this clause, the Hirer owes the Lender an immediate lump sum compensation equal to all the instalments falling due and all due, but not yet paid, instalments including default interest as referred to in clause 4.6.

3. If the hire agreement is for an indefinite period of time, the Hirer owes the Lender in the events referred to in paragraph 1 an immediate lump sum compensation equal to all the instalments falling due until the commencement date of the hire of the Hired Item by a subsequent hirer, provided the Lender makes all reasonable efforts to find a subsequent hirer as soon as possible, and all due, but not yet paid, instalments including default interest as referred to in clause 4.6.

4. In the event of the termination of the hire agreement, the Hirer immediately loses the right to use the Hired Item and the provisions included in clause 16 apply mutatis mutandis as far as possible.

5. The provisions in this clause do not affect the right of the Lender to claim, judicially or extra-judicially on the basis of the relevant sections of the Dutch Civil Code, full or partial performance or (partial) termination of the hire agreement and additional compensation.

#### Clause 15: Return of the Hired Item

1. At the end of the hire, the Hirer is obliged to return the Hired Item in good and original condition (subject to normal wear and tear) to the Lender in a manner and to a location to be indicated by the Lender.

2. All costs relating to the return of the Hired Item to the Lender, including the costs of transport to a destination indicated by the Lender and the costs of (transport) insurance, are for the account of the Hirer.

3. If in the view of the Lender, the Hired Item is not clean on collection, the Lender is entitled to clean the Hired Item (or have this done) for the account of the Hirer, provided the Lender has notified the Hirer within two working days after taking receipt of the Hired Item, that the Hired Item was not clean and shall be cleaned for the account of the Hirer.

4. As long as the Hired Item has not been returned to the Lender to the satisfaction of the Lender, the Hirer is obliged, in addition to the payment obligations resting on the Hirer, to comply with all other obligations pursuant to the hire agreement.

5. All costs to be incurred by the Lender after the return of the Hired Item due to the fact that the Hirer has failed to comply with any obligation pursuant to the hire agreement, including repair or maintenance obligations, are for the account of the Hirer.

6. At the time of the return, the Lender, or a third party appointed by the Lender to this end, shall prepare a report on the condition of the Hired Item. In the event of a dispute, this report shall serve as evidence for the condition of the Hired Item at the time of the return of the Hired Item by the Hirer to the Lender. Any damage exceeding normal wear and tear shall be born by the Hirer.

#### Clause 16: Bankruptcy or a moratorium of the Hirer

This agreement will end in the event of the bankruptcy or a moratorium of the Hirer. In that case, the receiver or the administrator will act in the Hirer's place. All remaining hire instalments will then become immediately due and payable. The receiver or administrator is required to prepare the Hired Item for collection by the Lender.

If the Lender agrees, the receiver or the administrator can also opt to continue this agreement. In that case, the receiver is required to pay all the outstanding hire instalments up until the remaining hire period.

#### Clause 17: Transfer of rights and obligations (during sublease)

1. The Lender is entitled to transfer its right and obligations under the agreement, as well as the ownership of the Hired Item, to a third party.

2. The Hirer hereby approves such a transfer.

3. The Lender might possess the Hired Item on the basis of a financing agreement concluded with a financier. In case the Lender fails to comply with the financing agreement, the Lender and the financier have agreed that the Lender will transfer all the rights that the Lender has under this hire agreement towards the Hirer, to the financier in advance. On signing this agreement, the Hirer accepts this and undertakes to fully cooperate with the financier at the financier's first request.

#### Clause 18: Applicable law and competent court

1. Dutch law applies.

2. The Dutch court in the place of business of the Lender has jurisdiction to hear disputes. The Lender may depart from this jurisdiction rule and apply the statutory jurisdiction rules.

# SPECIAL EQUIPMENT

a **mateco** division



[www.special-equipment.eu](http://www.special-equipment.eu)

Pittsburghstraat 1 • 3047BL Rotterdam • Netherlands  
T +31 10-2081500 • F +31 102081505 • [info@special-equipment.eu](mailto:info@special-equipment.eu)  
[www.special-equipment.eu](http://www.special-equipment.eu) • [www.mateco.nl](http://www.mateco.nl)